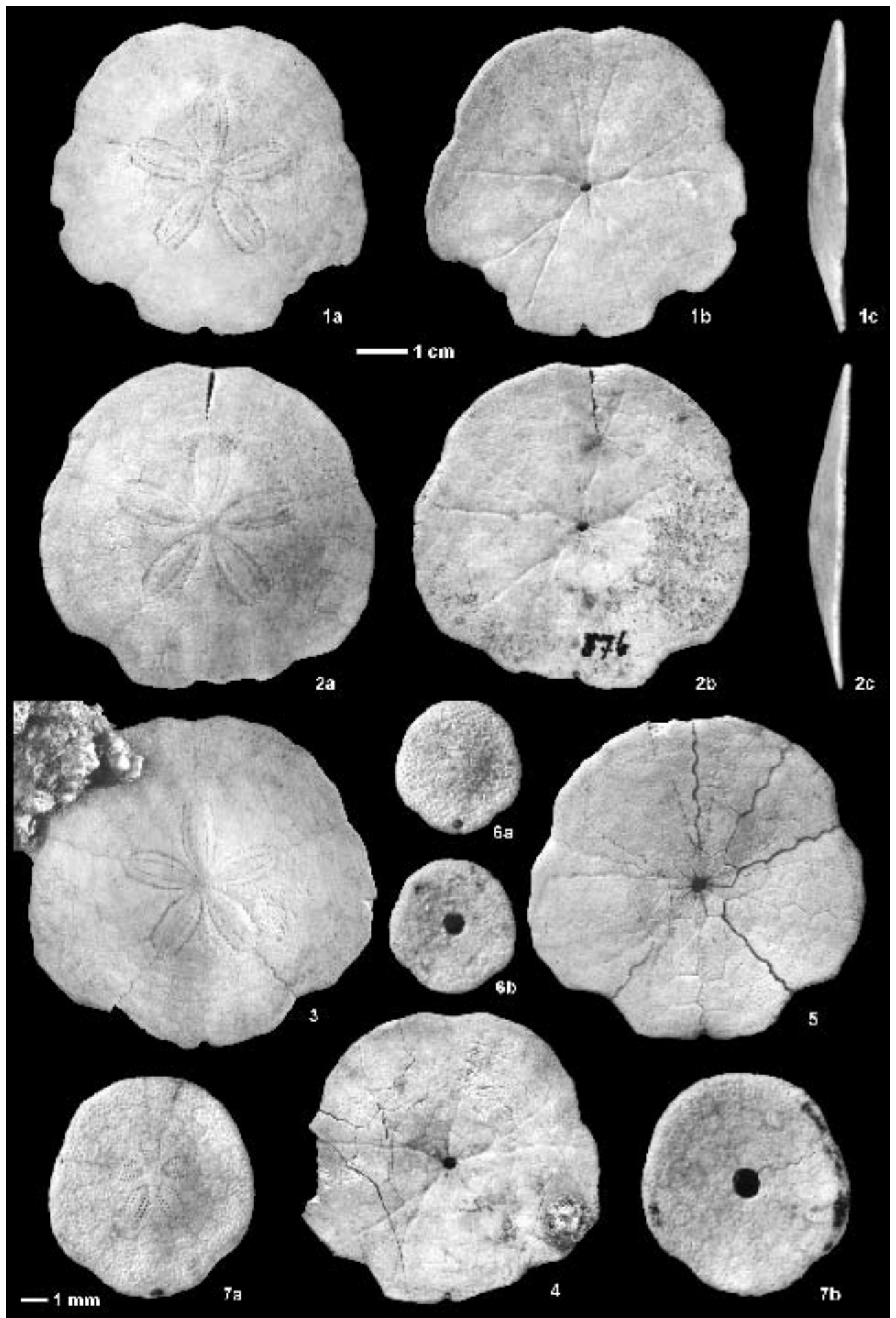
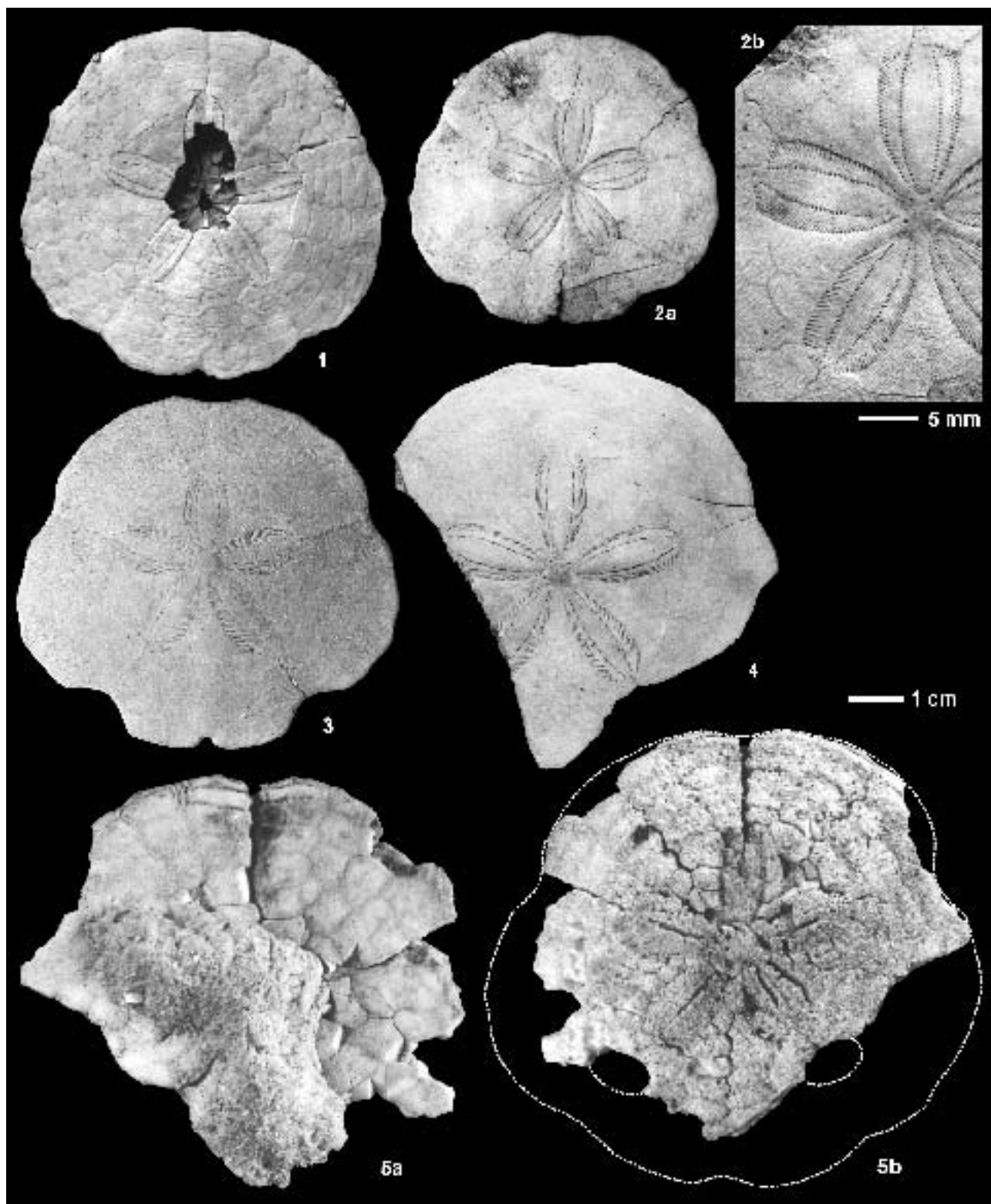


*Parascutella paulensis* (AGASSIZ, 1841): 1a-d: Hengl quarry, Limberg, NÖ (NHMW 1998z0048/0050)

*Parmulechinus hoearthi* (KÜHN, 1936): 2: Eichberg, near Maria Dreieichen, NÖ [AO of KÜHN, 1936; NHMW 1935(No. 69)/1/97]

"1 cm"-scale bar valid for figures 1a-c, "5 mm"-scale bar valid for figures 1d and 2





*Parmulechinus hoebarthi* (KÜHN, 1936): 1-4: adult specimens, Eichberg, near Maria Dreieichen, NÖ [1: NHMW 1968/781/10; 2: NHMW 2002z0118/0013; 3: holotype of *Scutella hoebarthi* KÜHN, 1936, HM 577/1; 4: AO of KÜHN, 1936, NHMW 1935(No. 69)/1/97]

*Amphiope bioculata* ? (DES MOULINS, 1837): 5a-b: Niederkreuzstetten, NÖ (NHMW 1861.L.136; a: oral, and b: aboral view; reconstructed outline stippled)


"1 cm"-scale bar valid for all figures except figure 2b

☞ *Parmulechinus hoebarthi* (KÜHN, 1936): 1-5: adult specimens, Eichberg, near Maria Dreieichen, NÖ (1: NHMW 2002z0118/008; 2: NHMW 2002z0118/0006; 3: NHMW 1972/1546/9; 4: NHMW 1968/781/7; 5: NHMW 2002z0118/0025); 6-7: juvenile specimens, Eichberg, near Maria Dreieichen, NÖ [6: IPUW 1992/195b; 7: AO of KÜHN, 1936, NHMW 1935(No. 69)/1/95]

"1 cm"-scale bar valid for figures 1 to 5, "1 mm"-scale bar valid for figures 6 to 7; a: aboral, b: oral, c: left lateral view



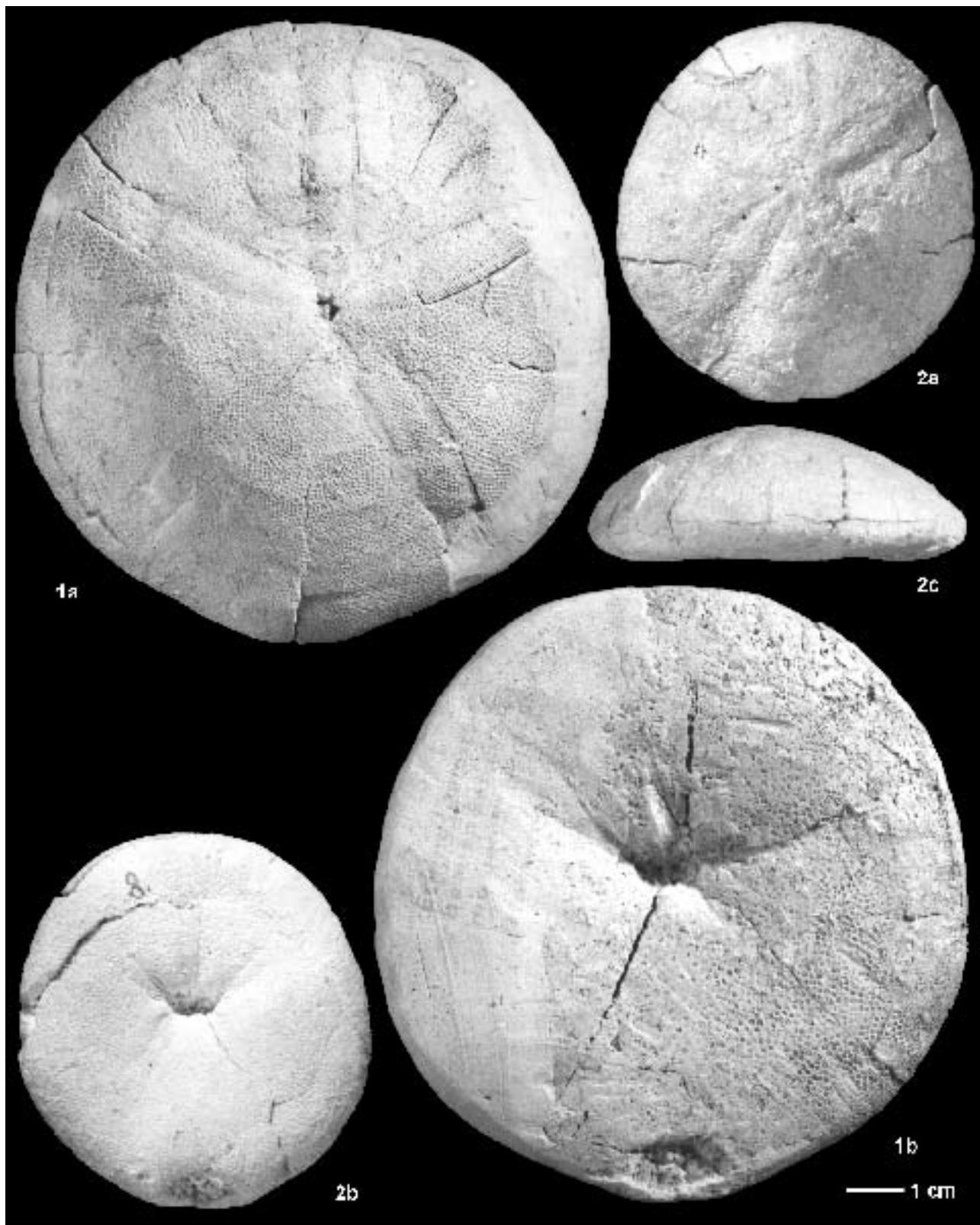
*Amphiope bioculata* (DES MOULINS, 1837): 1a-b: Seggauberg (= Sekkauer Berg), near Leibnitz, Styria (holotype of *A. styriaca* HOERNES, 1883, UGP 1880.XX.5; a: aboral, b: oral view)



*Amphiope bioculata* (DES MOULINS, 1837): 1a-b, 2a-c: Niederkreuzstetten, NÖ (1: holotype of *A. laubei* LAMBERT, 1912, NHMW 1849.XXIII.39; 2: NHMW 1849.XXIII.40; 1b and 2c: left lateral views); 3: Seggauberg (= Sekkauer Berg), near Leibnitz, Styria (holotype of *A. styriaca* HOERNES, 1883, UGP 1880.XX.5; left lateral view)

*Echinoneus* aff. *abnormalis* DE LORIO, 1883: 4a-c, 5: Müllendorf, Bgld (4: NHMW 2002z0172/0001, 5: TEMEL coll.; 4c: right lateral view)


"1 cm" scale bar valid for figs. 1-3; "5 mm" scale bar valid for figs. 4-5




*Echinolampas barcinensis* LAMBERT, 1906: 1a-b: Mannersdorf, NÖ (NHMW 2002z0181/0007; left margin reconstructed); 2a-c: Müllendorf, Bgld (NHMW 1997z0178/1743)

Figures 1a and 1b coated with ammonium chloride; a: aboral, b: oral, c: left lateral view.


*Echinolampas barcinensis* LAMBERT, 1906: 1a-c: Mannersdorf, NÖ (NHMW 1978/2020/21; a: aboral, b: oral, c: left lateral view) ↗






*Echinolampas hemisphaerica* (LAMARCK, 1816): 1-2: Müllendorf, Bgld (1: NHMW 1997z0178/1744, 2: NHMW 1997z0178/1758; a: aboral, b: oral, c: right lateral view)






*Echinolampas manzonii* POMEL, 1883: 1-3: Hartl Fm., Hartl hill, Eisenstadt, Bgld [1: WANZENBÖCK coll. W4, 2: W5 (mirrored for easier comparison), 3: W6]; *Echinolampas aff. manzonii* POMEL, 1883: 4a-c: Hartl Fm., Hartl hill, Eisenstadt, Bgld (NHMW 1997z0178/1717B); 5-6: Stotzing, Bgld (5: WANZENBÖCK coll. W17, 6: W7)

Figures 3 and 4a-c coated with ammonium chloride; a: aboral, b: oral, c: right lateral view



*Echinolampas sayni* LAMBERT, 1913: 1-6: Grübern, near Maissau, NÖ (1: NHMW 1914.VII.20/4, 2: NHMW 1914.VII.20/2, 3: NHMW 2003z0035/0001, 4: NHMW 1914.VII.20/5, 5-6: NHMW 2003z0035/0002)

Figures 3a and 3b coated with ammonium chloride; a: aboral, b: oral, c: right lateral view



*Echinolampas sayni* LAMBERT, 1913: 1a-c: Gauderndorf, NÖ (NHMW 1850.IX.83, probable syntype of *E. angustistellata* LAUBE, 1869)

*Echinolampas schultzi* KROH, nov. nom.: 2-3: Gauderndorf, NÖ (2: NHMW 1997z0178/511, 3: NHMW 2003z0036/0001)

a: aboral, b: oral, c: lateral view (1c and 3c: left lateral; 2c: right lateral)