


*Schizaster (S.) eurynotus* SISMONDA, 1841: 1a-c: Mörbisch, Bgld (holotype of *Schizaster leithanus* LAUBE, 1869, GBA 1871/3/2)  
*Schizaster (S.) laubei* HOERNES, 1875a: 2a-b: Wetzelsdorf in der Weststeiermark, Stmk (NHMW 2004z0096/0002)


a: aboral, b: oral, c: right lateral view

☞ *Schizaster (S.) karreri* LAUBE, 1869: 1a-c, 2a-c, 4a-c: Wagna, Stmk (1: NHMW 2004z0001/0036, 2: NHMW 2004z0001/0037, 4: NHMW 2004z0001/0035); 3a-c, 6a-b: Lafarge quarry Rosenberg, Retznei, Stmk (3: NHMW 2004z0001/0034, 6: NHMW 2004z0001/0033); 5a-c, 7a-c: Kalksburg, Vienna (5: NHMW 2004z0001/0032a; 7: NHMW 1866.XLVII.37).

a: aboral, b: oral, c: lateral view (except fig. 6b)

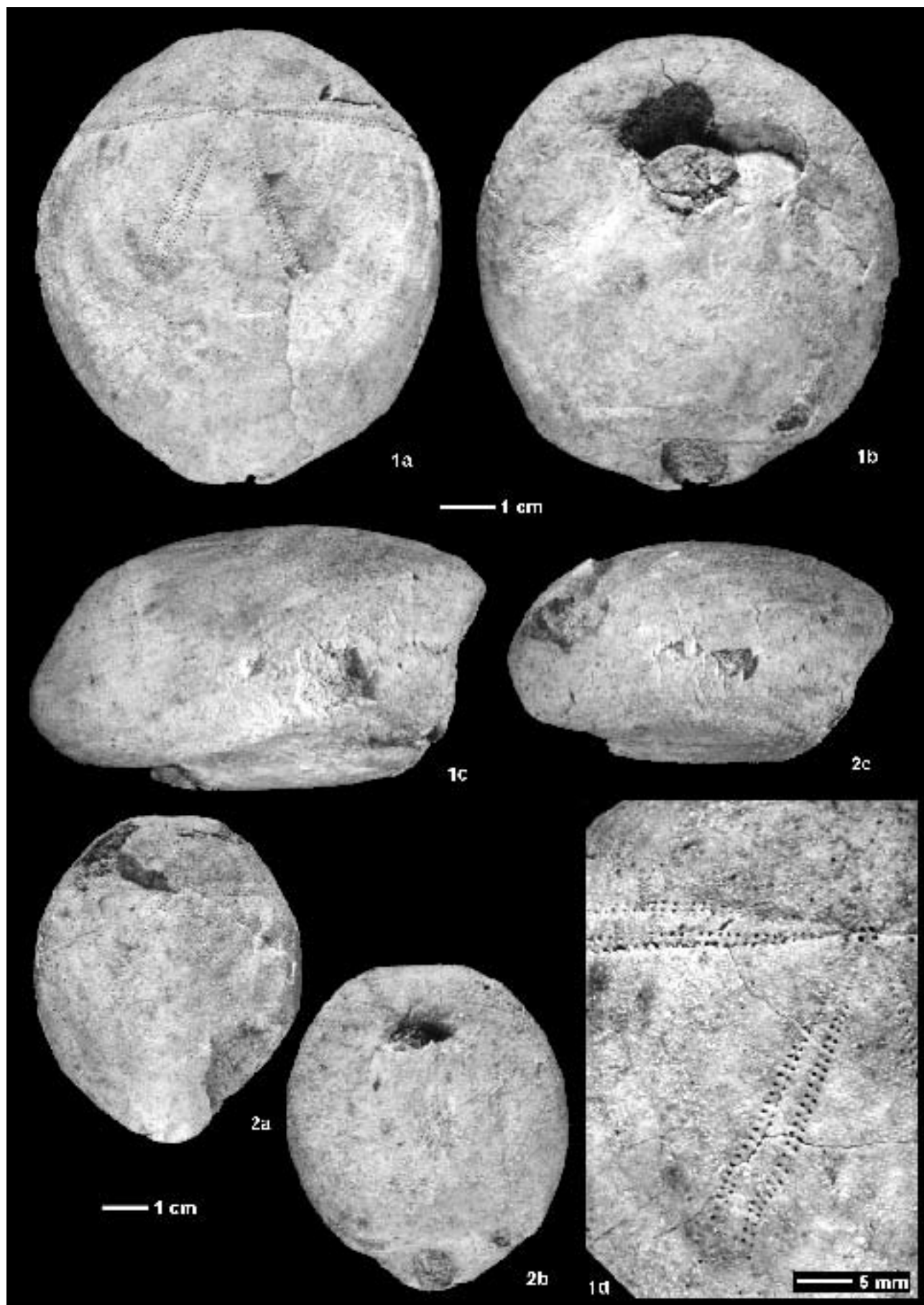


*Schizaster (S.) laubei* HOERNES, 1875a: 1a-c: Otnang, OÖ (lectotype; NHMW 1854.II.149b; a: aboral, b: oral, c: right lateral view); 2a-b: natural cast of the aboral surface of the same specimen photographed with two different angles of lighting to reveal different structures (NHMW 1854.II.149c)




*Linthia ? hlinnensis* (SENEŠ, 1955): 1a-b: Ottnang, OÖ (GBA 1875/01/77)]

*Linthia ? summesbergeri* nov. sp.: 2-7: Ebelsberg Fm., Weikerlsee, Linz, OÖ [2: holotype, NHMW 2003z0026/1187a; 3: natural internal cast (specimen lost, corresponding cast preserved under NHMW 2003z0026/1196); 4: paratype, NHMW 2003z0026/1190; 5: paratype, NHMW 2003z0026/1178; 6-7: paratype, natural internal mould (2003z0026/1213) and corresponding cast (NHMW 2003z0026/1212)]



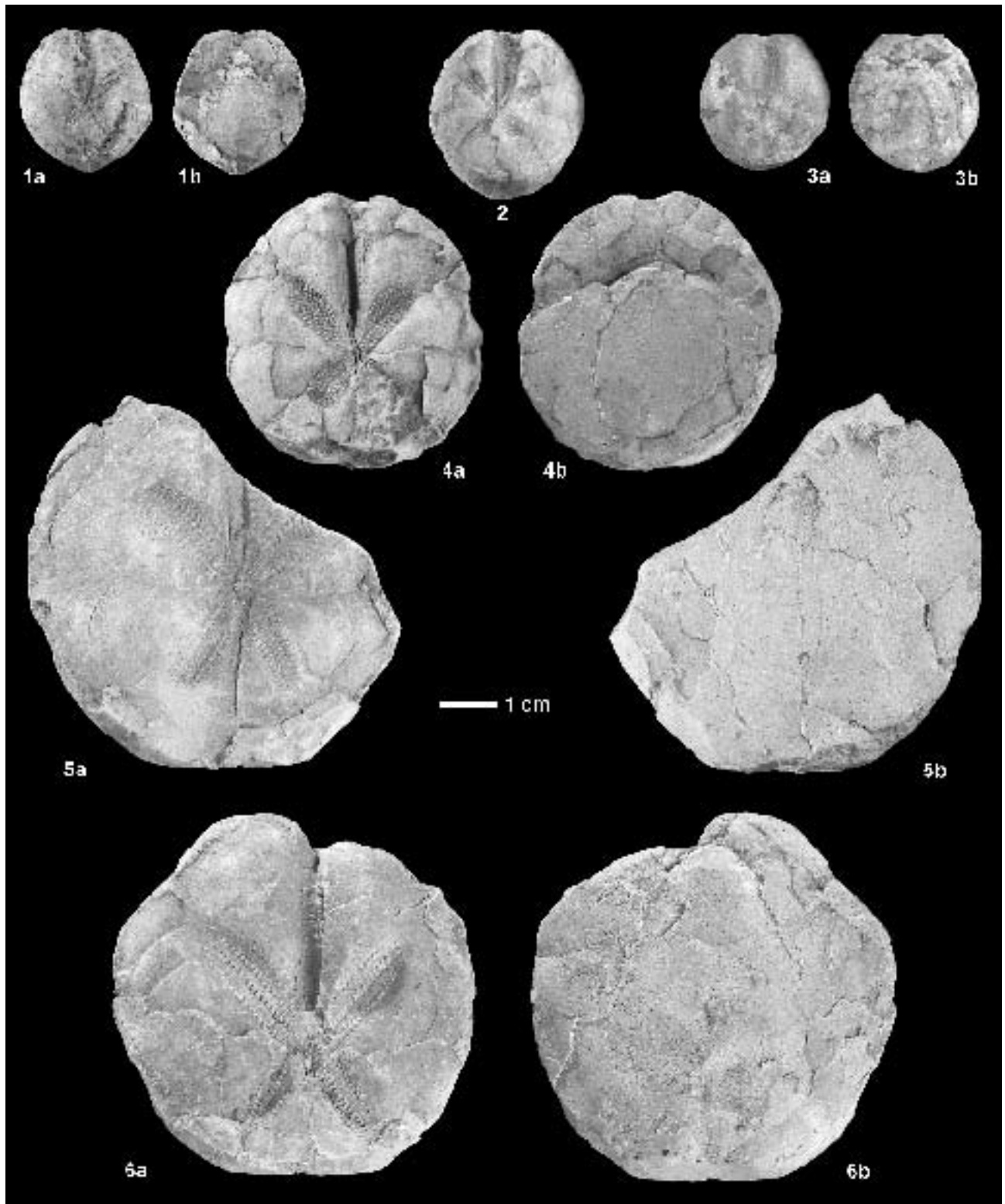
*Prenaster fuchsi* (LAUBE, 1871): 1a-d, 2a-c: Gauderndorf, NÖ (1: lectotype, NHMW 1866.XX.18; 2: paralectotype, NHMW 1866.XX.19)

a: aboral, b: oral, c: left lateral view, d: detail of the petals; central scale bar valid for figs. 1a-c, 2c, lower left scale bar valid for figs. 2a-b



*Pseudobrissus corsicus* (COTTEAU in LOCARD, 1877): a-d: Wöllersdorf, NÖ (KNÖPPEL coll.)

a: aboral, b: anterior, c: left lateral, d: right lateral view




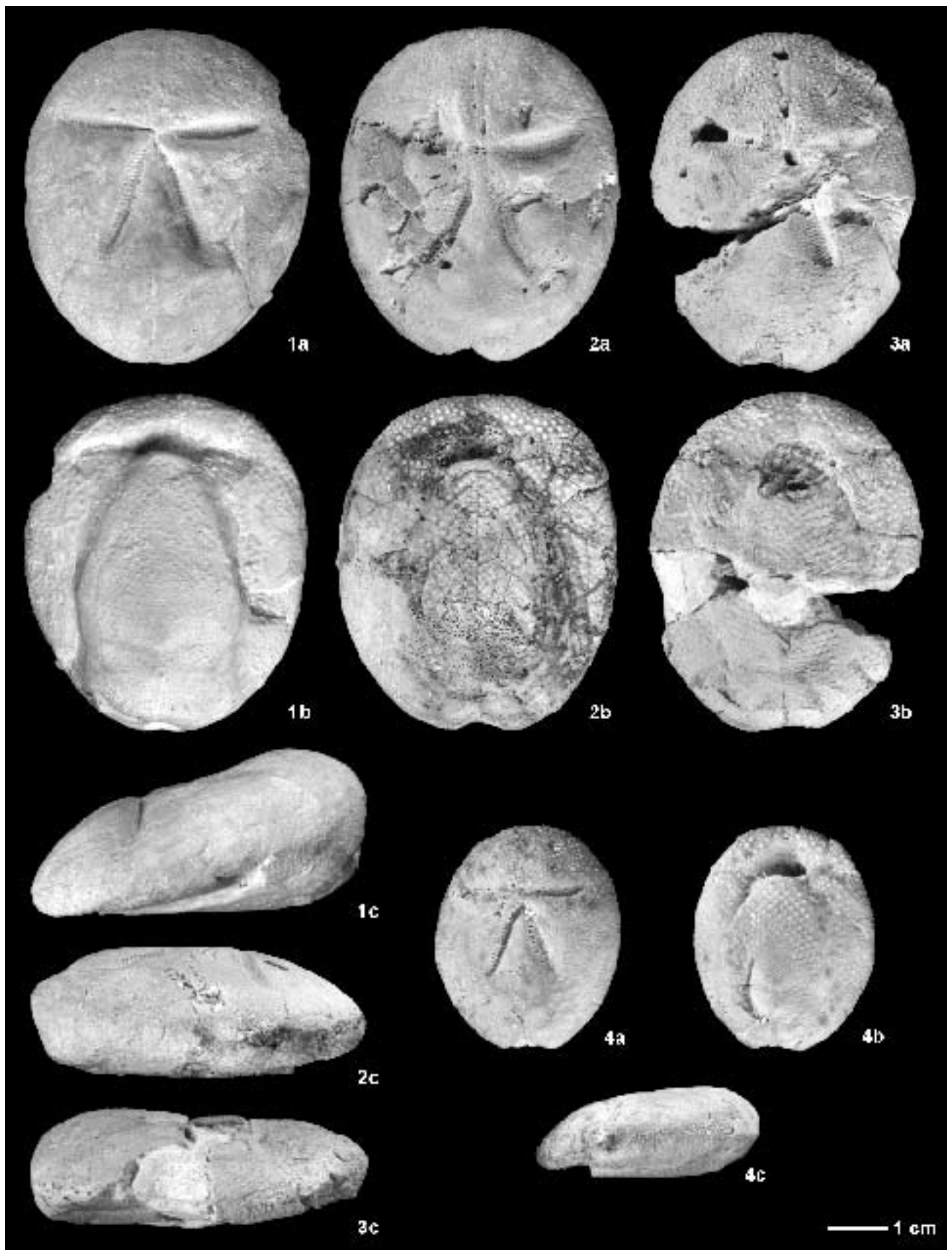
*Brissopsis ottnangensis* HOERNES, 1875: 1-6: lectotype (4a-b) and paralectotypes (1-3, 5-6), Ottnang, OÖ (1: GBA 1875/1/778; 2: GBA 1875/1/78k; 3: GBA 1875/1/78c; 4: GBA 1875/1/78a; 5: GBA 1875/1/78h; 6: GBA 1875/1/78g)

a: aboral, b: oral view

*Brissopsis ottnangensis* HOERNES, 1875: 1a-c: Retznei, Styria, (NHMW 2004z0098/0002; a: dorsal, b: anterior, c: left lateral view); 2: Devínska Nová Ves, Slovak Republic (SNM z24177); 3-4: Devínska Nová Ves, Slovak Republic, (3: SNM z24181; 4: SNM z24174; in both specimens the inner surface of the test was fixed with glue to enable removing the sediment covered external surface); 5: Kalksburg, Vienna (NHMW 1981/55/12); 6: Haller Schlier, Pfarrkirchen, OÖ (NHMW 1977/1891a); 7: Devínska Nová Ves, Slovak Republic (NHMW 2004z0095/0008; inside of test infiltrated with resin to allow exposing the oral surface retaining the spination)

central "5 mm" scale bar valid for all figs. except fig. 6







*Brissus abeli* (REIDL, 1941): 1-4: Müllendorf, Bgld (1: NHMW 1997z0178/1742a; 2: 1997z0178/1742b; 3: cast of paratype, NHMW 2002z0180/0006; 4: 1997z0178/1742d)

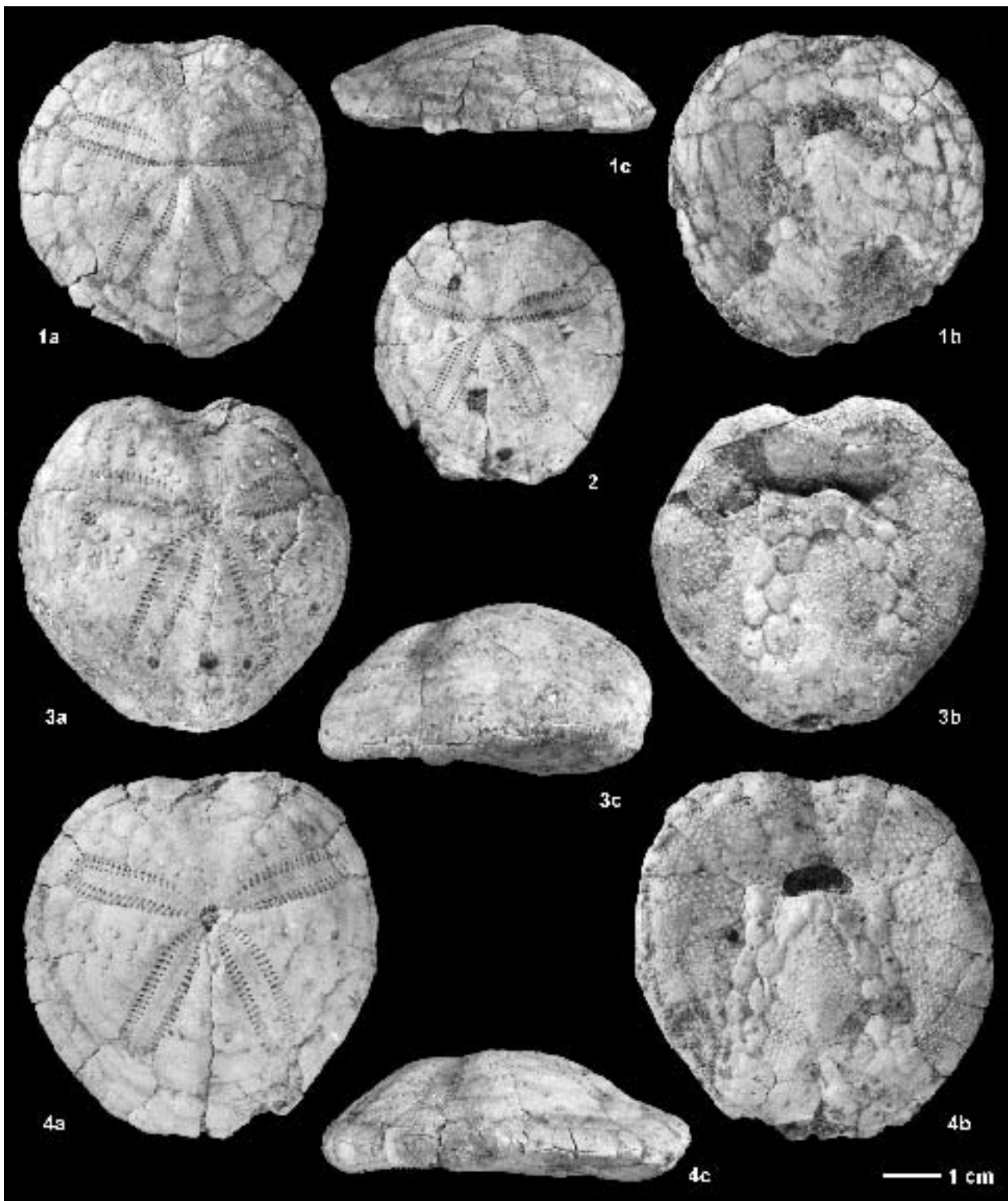
a: aboral, b: oral, c: lateral view





*Meoma locardi* (COTTEAU in LOCARD, 1877): 1a-b: "Gallenegg", near Zagorje ob Savi (formerly Sagor, Krain), Slovenia (NHMW C.1967, a: aboral, b: oral view); 2: Trbovlje (formerly Trifail), Slovenia (GBA, no inv. no.)





*Spatangus austriacus* LAUBE, 1869: 1-4: Grübern, near Maissau, NÖ (1a-c: NHMW 1914.VII.19e; 2: NHMW 1914.VII.19j; 3a-c: NHMW 2002z0159/0005; 4a-c: NHMW 1914.VII.19d)

a: aboral, b: oral, c: lateral view

☞ *Spatangus austriacus* LAUBE, 1869: 1a-c, 2a-d: Bayersdorf, near Maissau (1: lectotype, NHMW 1866.I.1286; 2: paralectotype, NHMW 26.IV.726); 3: Grübern, near Maissau, NÖ (AO of SCHULTZ, 1998, NHMW 1914.VII.19c)

a: aboral, b: oral, c: lateral view; "1 cm" scale bar valid for all figs. except fig. 2d (detail of petals)