

III. POTTERY FROM SAV1 NORTH

by Julia Budka

1 GENERAL REMARKS

Considerable amounts of ceramic material were unearthed during excavations in SAV1 North. This rich ceramic material finds ready parallels not only in other Egyptian foundations of Lower and Upper Nubia,³⁴⁹ but also at various New Kingdom sites in Egypt,³⁵⁰ especially Elephantine,³⁵¹ Abydos³⁵² and Deir el-Ballas.³⁵³ However, a local component of site-specific features is present on Sai.³⁵⁴ These site-specific features are best illustrated by a diachronic overview and development of the pottery corpus. Despite the focus of the present publication on Level 3 (see Chapter II), a short presentation of the New Kingdom pottery from all levels is necessary (see I.3).

The ceramic analysis of the material excavated during the SIAM missions at SAV1 North presents several difficulties. First of all, few undisturbed deposits were documented, with the majority represented by mixed material ranging in date from the early to late New Kingdom, including Post-Pharaonic material (I.3.1). This holds especially true for Levels 1 and 2, being the uppermost and most disturbed layers. Within Levels 3 and 4, Post-New Kingdom material was found more randomly, but was present in almost all contexts. Some examples of Post-New Kingdom material appeared even in the few assemblages assigned to Level 5.

Furthermore, the author was only in charge of the material during the final excavation seasons (2011 and 2012); between 2008 and 2010, Lauriane Miellé was responsible for the ceramic analysis.³⁵⁵ Thus, despite generous access to some of her data after processing, no statistical observations are possible for ceramics unearthed prior to 2011 and no complete sets of material were available for a detailed study, except from building unit N12. Limited information can therefore be presented for

the building units discussed in Chapter II. During excavation, levels without specific stratigraphic information were assigned to ceramics, e.g. labels like “from interior of N12, Level 3” or “south of Wall 47S, Level 2” were used. There was no assignment to individual phases or layers because these were reconstructed in the post-excavation analysis only; due to the restricted information regarding the find position, a re-assignment was not possible.

Despite these deficiencies, the pottery corpus from SAV1 North represents important material covering the complete span of the 18th Dynasty. In all levels at SAV1 North, material from the 18th Dynasty predominates, even in the uppermost layer. This situation clearly reflects the peak of activity at the site, but renders finer dating more difficult – it is much more complex to connect the ceramic material with specific structures and to give an absolute date to the various phases and levels. Fortunately, in 2011 a deposit of almost complete vessels was uncovered in Square 180/2270 that can be clearly attributed to Level 4 and proved to be very significant for the early history of the site.³⁵⁶ Furthermore, during the final cleaning in 2014, some few additional sherds were uncovered in building units N12 and N24 (see III.5.1). All in all, the present state of processing the ceramics suggests that the “Levels” attributed to phases throughout SAV1 North may differ slightly depending on context/location/building units and cannot be treated as uniform stratigraphic sequences. Consequently, the phasing of ceramics from SAV1 North must remain tentative in some respects.

1.1 Recording and numbering system

Excavation yielded substantial amounts of pottery on a daily basis, attesting not only to the use

³⁴⁹ Cf. HOLTHOER 1977, *passim*. See also MIELLÉ 2011–2012, 173–187.

³⁵⁰ Cf. BUDKA 2011a, 23–33; BUDKA 2011b, 29–39.

³⁵¹ SEILER 1999, 204–224; BUDKA 2005, 90–116; BUDKA 2010a, 350–352.

³⁵² Cf. BUDKA 2006, 83–120.

³⁵³ BOURRIAU 1990, 15–22 and 54–65 [Figs.].

³⁵⁴ Cf. BUDKA 2011a, 23–33.

³⁵⁵ See MIELLÉ 2011–2012; MIELLÉ 2014.

³⁵⁶ BUDKA 2011a, 25–29. See also BUDKA 2016b.

of the structures in SAV1 North during the New Kingdom, but also to the abandonment phase and the later history of the site, especially in Meroitic, Post-Meroitic and Christian times. The sherds arrive from the field at the dig house in large baskets, arranged according to their archaeological context (square, level and location).³⁵⁷ The contents of each basket were then separated into the categories of diagnostic and undiagnostic sherds; rim and base sherds, handles and decorated/painted sherds are regarded as diagnostics. The first step was to separate the Pharaonic and Post-Pharaonic material.³⁵⁸

The New Kingdom material was subsequently documented according to wares and vessel type. The typology established for the SAV1 North ceramic material (Fig. 52) is organised along the lines of the pottery corpus from Amarna as published by Pamela Rose:³⁵⁹ broad shape groups like dishes, necked jars and pot stands constitute the main categories of vessels, designated by two letters, e.g. DP for dishes/plates. Within these shape groups, form classes are labelled by a numeral, e.g. DP 1 for a simple dish. The individual types are designated with a further number separated from the form class by a point, e.g. DP 1.1. If possible, the diagnostics of each basket are recorded according to their form class or at least within their shape groups. In contrast, all body sherds are counted according to their ware and broad shape group only.

Coming from 256 different find spots, a total of 164,922 sherds were looked at, sorted and recorded between 2011 and 2012. Amongst these sherds, 23,493 were diagnostics from the New Kingdom and 98,568 non-diagnostics from the same period (74%). The remaining 42,861 sherds (26%) are comprised of Post-Pharaonic material, with Christian sherds in the clear majority, followed by X-Group/Post-Meroitic material and a few Meroitic and Napatan pieces.

Selected sherds of the New Kingdom were sorted out for drawing, to enlarge the site-specific corpus. Pottery sherds and vessels that are selected

for this detailed analysis are labelled as “N/C” = “Number/Ceramic” and numbered continuously (starting from N/C 605).³⁶⁰ Complete profiles, complete vessels, decorated or otherwise important pieces were recorded with an individual N/C-number (e.g. the bodysherd of a *zir* with a hieratic docket as N/C 740, or a complete beaker as N/C 661). In the case of fragments and less important pieces, they were labelled as find assemblages (e.g. N/C 663.01-17 coming from Level 1 in Square 190/2260, from the mud brick debris A).

2 THE CORPUS OF FABRICS

A site-specific fabric corpus was established, which closely resembles the Egyptian material from the New Kingdom town of Elephantine,³⁶¹ but also includes local fabrics for Egyptian vessels as well as for Nubian wares.³⁶²

This site-specific fabric corpus of SAV1 North contains six large groups of fabrics:

- 1) Imported Nile clays from Egypt
- 2) Locally produced Nile clays from Sai/Upper Nubia
- 3) Nubian clays from Upper Nubia
- 4) Imported Marl clays from Egypt
- 5) Other imported wares (Oases, Levante, Cyprus)
- 6) Imported Mixed clays from Egypt

The establishment of a site-specific classification of fabrics was essential for the analysis of the ceramics from SAV1 North because it is well known that development in the composition and nature of fabrics and wares is traceable within the pottery from New Kingdom Egypt, potentially providing dating criteria and more.³⁶³ The main fabric groups, with the exception of the Nubian wares (III.2.3), were identified from fresh breaks with the aid of a 1 × 10-magnification hand-lens. The designations employed for the groupings – especially for groups 1, 2 and 4 – are those used within the “Vienna System”,³⁶⁴ with some minor alterations and additions.³⁶⁵ In the following, only

³⁵⁷ See above: directions were noted according to walls, no locus system was used and no find numbers were given by the excavators in the field.

³⁵⁸ Cf. BUDKA 2011a, 24.

³⁵⁹ ROSE 2007.

³⁶⁰ The numbers N/C 001–604 were used by L. Miellé. See MIELLÉ 2011–2012.

³⁶¹ BUDKA 2005, 91–95.

³⁶² Cf. BUDKA forthcoming (including petrographic comments by G. D’Ercole).

³⁶³ For example, the sandy variant of Nile B2 (typical for the Ramesside period), the use of Mixed clays and the distribution of Marl clays, cf. ASTON 1992, 73.

³⁶⁴ NORDSTRÖM and BOURRIAU 1993, 168–186.

³⁶⁵ Following a system established by the author for the New Kingdom pottery at Elephantine; see BUDKA 2005, 91–95.

OPEN FORMS	<i>Funnel-necked jars = FU</i>
<i>Dishes/Plates = DP</i>	FU 1: Biconical vessels, short-medium neck, direct rim FU 2: Complex contour, tall neck, modelled rim
DP 1: Simple, direct rim DP 2: Simple, modelled rim DP 3: Simple, upturned rim (direct) DP 4: Simple, direct rim internally thickened DP 5: Simple, modelled rim with flange (ledge) DP 6: Simple, everted rim (direct) DP 7: Complex, direct rim DP 8: Complex, modelled rim DP 9: Complex, outer lip DP 10: Complex, inwardly-sloped upper wall DP 11: Modelled contour (wavy rims)	<i>Zir = ZI</i>
<i>Bowls = BO</i>	ZI 1: Composite, long wide neck, modelled rim
BO 1: Simple, direct rim BO 2: Simple, modelled rim BO 3: Simple, outer lip/everted rim BO 4: Complex, direct rim BO 5: Complex, modelled rim BO 6: Complex, outer lip BO 7: Complex, inwardly-sloped upper wall	<i>Storage jar = ST</i>
<i>Flowerpot = FP</i>	<i>Tall jars = TJ</i>
FP 0: Modelled rim FP 1: Modelled rim, hole in base FP 2: Modelled rim, without hole FP 3: Direct rim, hole in base FP 4: Direct rim, without hole	TJ 1: Tall jars, hole-mouth TJ 2: Tall jar, simple, modelled rim TJ 3: Tall jar, simple, everted rim TJ 4: Tall necked jar, inflected contour, externally thickened rim TJ 5: Tall short-necked jar, bag-shaped, modelled rim
<i>Beakers (deep open forms) = BK</i>	<i>Globular jar = GJ</i>
BK 1: Tall beaker with direct rim BK 1.1: rounded base BK 1.2: cut/trimmed base BK 1.3: flat base BK 2: Beaker with inflected contour, direct/everted rim	GJ 1: Globular jar, short flaring neck with direct rim GJ 2: Globular jar, short flaring neck with modelled rim GJ 3: Globular jar, vertical neck with modelled rim GJ4: Globular jar, vertical neck, direct rim
CLOSED FORMS	<i>Ovoid meat jars = MJ</i>
<i>Carinated vessel = CV (squat)</i>	<i>Handeled vessels/amphorae = AO</i>
CV 1: Vessel with carination, modelled rim CV1.1: shortnecked CV1.2: broadnecked CV 1.3: narrownecked CV 2: Vessel with carination, outer lip CV 3: Vessel with carination, outer lip and handles	<i>Pilgrim flask = PF</i>
<i>Slender jars = Jar ordinary = JO</i>	<i>Miniature vessels = MV</i>
JO 1: Slender jars, simple contour, externally thickened rim JO 1.1 Ovoid jar with rounded base JO 1.2 Drop-shaped jar with rounded base JO 2: Slender jars, everted rim JO 3: Slender jar with internally rolled rims (crucibles) JO 4: Slender jar with externally rolled rims (crucibles) JO 5: Slender jar, composite contour, direct rim	OTHERS/FUNCTIONAL
<i>Necked jars = NJ</i>	<i>Pot-stands = S stands</i>
NJ 1: Necked jars, externally thickened rim NJ 2: Necked slender jar, composite contour, modelled rim NJ 3: Necked slender jar, composite contour, direct rim NJ 4: Slender jar, out-flared neck, direct rim NJ 5: Ovoid necked-jar, rounded base	<i>SB = Biconical</i>
<i>Beer jar = BJ</i>	SB 1: Low ring stands of biconical form SB 2: Medium ring stands of biconical form SB 3: Tall ring stands of biconical form
BJ 0: base with hole BJ 00: base without hole BJ 1: Hole-mouthed BJ 2: Short-necked slender jar, composite contour, direct rim	<i>ST = Transitional</i>
	ST 1: Low ring stands ST 2: Medium ring stands ST 3: Tall stand
	<i>SU = Tubular</i>
	SU 1: Low ring stands SU 2: Medium ring stands SU 3: Tall stand of tubular form
	<i>SO = Tall stand with bowl/offering bowl</i>
	<i>Lids = LL</i>
	<i>Stoppers = LS</i>
	<i>Fire dogs = FD</i>
	<i>Funnels = FN</i>
	<i>Spinning bowls = SB</i>
	<i>Fish bowls = FB</i>
	HANDMADE
	<i>Bread tray = BT</i>
	<i>Bread mould = BM</i>
	<i>Various</i>

Fig. 52 Main categories of vessels from SAV1 North

descriptions based on the macroscopic analysis of the fabrics will be presented. Petrographic details based on optical microscopy and chemical analyses will be published elsewhere.³⁶⁶ In particular, planned provenance studies by Instrumental Neutron Activation Analysis (INAA) will add important information on the exact nature of Nile clay wares. As already illustrated by Askut as a case study for Nubia, chemical characterisation methods may elucidate regional pottery production.³⁶⁷ Preliminary results by INAA, conducted by Johannes Sterba and Giulia d'Ercole as part of the AcrossBorders project, revealed for SAV1 North sub-groups for the Nile clay fabrics which correspond to (a) locally made Nubian style vessels, (b) locally made Egyptian style vessels and (c) imported Egyptian style vessels.³⁶⁸

In accordance with the “Egyptological” understanding of “pottery fabric”, as defined in the classification of the Vienna System³⁶⁹ (“a group designation for all significant physical and chemical properties of the clay and the non-plastic inclusions in a fired ceramic material, as well as all relevant technological features of the finished product”³⁷⁰), the production technique is included in our assessment.³⁷¹ The locally produced Egyptian-style Nile clays are almost always wheel-thrown, whereas the indigenous Nubian tradition is hand-made.

2.1 Nile clays from Egypt

As with the case in early New Kingdom levels at Elephantine, Nile silt fabrics form by far the most common group of fabrics.³⁷² From a macroscopic point of view, it is not always possible to distinguish Nile clays imported from Egypt and locally produced Nile variants. The groups described here in accordance with the “Vienna System” are all attested on Sai, but the attribution of an individual vessel as either imported or locally produced Nile

clay must somehow remain tentative, although INAA provides tools to illustrate the provenience.

Nile B group

The majority of the pottery belongs to a medium, straw-tempered fabric equivalent to Nile B2.³⁷³ Several variants are well attested at SAV1 North – sometimes hard to differentiate from Nile C, the dominant inclusion is usually sand and not straw.³⁷⁴ Black-rim ware and red burnished dishes attest to a rather fine Nile B2 and are possibly imported; the same holds true for some other dishes and plates. Bichrome decorated Nile clay jars, deriving from contexts datable between the early reign of Thutmose III and Thutmose IV,³⁷⁵ are made in a very chaffy variant of Nile B2 (or Nile C2). Parallels from Elephantine indicate that this variant was imported from Egypt,³⁷⁶ but Bichrome vessels from Dukki Gel might also suggest an Upper Nubian production.³⁷⁷ Other variants with decoration in red and black clearly illustrate that Marl clay and imported vessels were imitated in Nile clay variants of jugs and jars. The latter are made of regular Nile B2 with some straw and show a white wash as well, as red and black painted decoration (Pl. 34).

Nile C group

The sandy and straw-tempered Nile C was used for trays and bread plates, as well as large bowls and small votive vessels.³⁷⁸ It is very common at SAV1 North, but outnumbered by Nile B2. A chaffy and coarse Nile C2 variant with abundant straw inclusions was used for *zir* vessels (Fig. 76). All in all, the Nile C2 group is very difficult to distinguish from the local Nile C variant.

Nile D group

Nile D, variant 2, was identified at SAV1 North.³⁷⁹ With fine to medium sand inclusions and limestone

³⁶⁶ See D'ERCOLE forthcoming and AcrossBorders Volume II (in preparation).

³⁶⁷ CARRANO et al. 2009. Cf. also MILLET and SPATARO 2012; SPATARO et al. 2014.

³⁶⁸ Cf. BUDKA 2015a, 69; BUDKA 2015b, 50.

³⁶⁹ See NORDSTRÖM and BOURRIAU 1993, 168–186.

³⁷⁰ NORDSTRÖM and BOURRIAU 1993, 162.

³⁷¹ The same approach is followed for the study of material from Amara West, cf. MILLET and SPATARO 2012. For the general importance of the production techniques for ceramic analysis see MILLER 1985, 34–50.

³⁷² Nile silt fabrics generally dominate pottery corpora from settlements, cf. e.g. for Amarna ROSE 2007, 12–13.

³⁷³ Cf. NORDSTRÖM and BOURRIAU 1993, 171–173.

³⁷⁴ See NORDSTRÖM and BOURRIAU 1993, 172.

³⁷⁵ BUDKA 2010a, 351 and personal observation.

³⁷⁶ Possibly from Elephantine, see BUDKA 2015c.

³⁷⁷ RUFFIEUX 2009, 127–128.

³⁷⁸ Two variants of Nile C – a fine tempered and a coarse type – are to be distinguished; cf. BIETAK 1991, 325–326. For general properties of Nile C see NORDSTRÖM and BOURRIAU 1993, 173–174.

³⁷⁹ For this variant, not listed in the Vienna System, see BUDKA 2005, 92. For Nile D according to the Vienna System see NORDSTRÖM and BOURRIAU 1993, 174–175.

particles, this fabric was mostly used for beer jars and flowerpots as well as some small dishes. The latter are likely to be original Egyptian products, whereas others are more difficult to separate from the local wheel-made production. Bread moulds, only rarely attested at SAV1 North and belonging to Helen Jacquet's Type D of the New Kingdom,³⁸⁰ were made of a typical mixture of sandy mud, clay and organic temper, classified as "bread mould clay" or Nile D4.³⁸¹ As this fabric is normally a local phenomenon at Egyptian sites, the same assumption might apply for Sai.

Nile E group

The authentic Egyptian cooking pots from Sai Island are manufactured either in a sandy version of Nile clay B2 or in a fabric characterised by abundant inclusions of rounded sand grains in varying amounts and sizes. This fabric can be classified as the Upper Egyptian equivalent of Nile E as described within the Vienna System,³⁸² originating from the Nile Delta.³⁸³ At present, Sai is the only 18th Dynasty site in Nubia where Nile E is attested for cooking pots.

2.2 Locally produced Nile clays (wheel-made)

A considerable number of Nile clay pottery vessels from SAV1 North have been modelled on Egyptian types but were locally produced, especially in Level 3. As mentioned above, the difference between locally and imported Nile clay is often not visible macroscopically, giving much importance to current chemical and petrographic analyses. However, the production technology is often relevant as well. Locally made dishes, carinated bowls, beer jars and beakers are sometimes less well thrown on the wheel than genuine Egyptian imports. In the case of dishes, these sometimes have a thicker wall diameter and show a peculiar surface treatment which is not typically Egyptian.³⁸⁴ For example, N/C 926.5 from N27 (Fig. 82) shows a "low quality" of wheel production with irregular surface and rim – together

with its chaffy Nile clay variant, it is safe to assume a local origin for this bowl.³⁸⁵

Consistent with the distribution of Egyptian Nile clays, the local Nile variants comprise primarily Nile B and Nile C variations. These are less well sorted than the real Egyptian variants and seem to have a higher proportion of organic inclusions. A local Nile D variant shows some small white particles, which are probably micritic calcite aggregates, well attested in the clays and soils of the island (see Nubian fabrics) and therefore natural inclusions rather than intentional temper.

2.3 Nubian clays from Upper Nubia (hand-made)

Nubian clays are present in all levels, comprising between 2% and max. 5% of the material, depending on the context. In 2013, a macroscopic analysis of the Nubian ceramic assemblages from SAV1 North was undertaken by Giulia D'Ercole in order to elaborate a preliminary classification of the fabrics and organise the sampling strategy for the future laboratory analyses (OM, XRPD, XRF, INAA).³⁸⁶ The observation of the wares was conducted using a lens with 20x magnification (TM 20 Eschenbach) and four different fabrics were recognised, based on the content and the typology of the main non-plastic inclusions present in the paste. Distinction between these fabrics is not sharp, with subtle boundaries between one group and another.³⁸⁷

Nubian Fabric 1 – Fine wares, dung tempered

Fine wares of this fabric are characterised by a rather dense and homogeneous sandy-silt matrix, containing numerous micaceous inclusions, a variable amount of very small (< 0.5 mm) angular mineral grains and some small white particles (micritic calcite aggregates; likely to be natural inclusions of unsorted or poorly sorted clay).³⁸⁸ Ceramics of this group are tempered with a limited proportion of fine tubular organic inclusions (possibly herbivore dung or finely crumbled straw remains). Nubian Fabric 1 is attested for very fine, small open

³⁸⁰ JACQUET 1981, fig. 5.

³⁸¹ Cf. BUDKA 2005, 92, note 305 (Elephantine); BUDKA 2006 (Abydos).

³⁸² See NORDSTRÖM and BOURRIAU 1993, 175.

³⁸³ Cf. BUDKA 2006, 84 (for a local variation at Abydos).

³⁸⁴ Cf. BUDKA 2017.

³⁸⁵ There is still little known about the identity of potters at Egyptian sites in Nubia (cf. most recently RESHETNIKOVA and WILLIAMS 2016); evidence like that from SAV1 North

would suggest that local potters were trained in Egyptian wheel-thrown technology; the presence of Egyptian potters is in general very likely.

³⁸⁶ The latter will be published in *AcrossBorders* Vol. II.

³⁸⁷ See D'ERCOLE 2013.

³⁸⁸ Compares to: Fabric SH4 (ROSE 2012, 14, fig. C, F); Types CII, 2, CIII, 1–2, CIV, 1 (GRATIEN 1986, 430–433, figs. 320–322); uncertain parallel: Fabric II (FORSTNER-MÜLLER 2012, 63, fig. 5).

shapes of black-topped vessels (cf. Fig. 73): Kerma beakers and small bowls with well-polished and shiny-micaceous surfaces, sometimes showing the typical Kerma Classic silvery-white band or just a dark grey painted (?) band below the rim.

Nubian Fabric 2 – Medium wares, straw-dung tempered

Medium-fine to medium wares of this fabric are characterised by a sandy-silt matrix, containing frequent very small (< 0.5 mm) angular to sub-rounded minerals, grains, mica and a variable amount of white particles (micritic calcite aggregates).³⁸⁹ Organic tempers are common and include both fine tubular inclusions (dung and/or chopped straw remains) and some larger flat fibers (straw and chaff remains). The consistency of the paste can range from relatively compact and homogeneous to quite porous and friable. Based on the frequency and the size of the non-plastic inclusions, possible sub-groups can be recognised. Nubian Fabric 2 was mainly used for open shapes with medium-fine to medium textures: black-topped and black-topped red slipped vessels, as well as bowls with burnished or wet-smoothed surfaces, showing incised or impressed decorations (Fig. 73).³⁹⁰

Nubian Fabric 3 – Coarse wares, chaff tempered

Medium-coarse to coarse wares of this fabric are characterised by a sandy-silt matrix, containing frequent very small (< 0.5 mm) angular plus rare medium (1 ≤ 2 mm) rounded mineral grains, mica and a variable amount of white particles (micritic calcite aggregates).³⁹¹ Ceramics belonging to this fabric are tempered with abundant proportions of organic inclusions (mainly flat straw and chaff remains), easily recognisable to the naked eye. The consistency of the paste looks porous and friable. Both open and restricted shapes with medium-coarse to coarse textures and wet-smoothed or scraped surfaces are

known in Nubian Fabric 3: bowls and globular vessels, as well as cooking pots, often showing basketry or matting impressions (Fig. 67).

Nubian Fabric 4 – Very coarse wares, heavily chaff tempered

This fabric is a coarse version of Fabric 3.³⁹² Ceramics included in this group are tempered with high proportions of large to very large flat organic inclusions, mica plus a variable amount of small to medium angular/sub-rounded mineral grains and white calcareous particles up to 2 mm in size (micritic calcite aggregates?). Nubian Fabric 4 was used for large storage vessels with very thick walls and uncoated or poorly smoothed surfaces, often decorated with comb-impressions on the rim (e.g. N/C 651, Fig. 57).

2.4 Marl clays from Egypt

Marl clays are less common than Nile clays. The following have been identified in the material deriving from SAV1 North:³⁹³ Marl A2, A4 (variant 1 and 2) and A3, Marl B, Marl C (variant 1 and 2), Marl D (variant 1 and 2) and Marl E. Within the material of the early 18th Dynasty, Marl A2, A4 and Marl B were used most often (Levels 4 and 3). During the late 18th Dynasty and the 19th Dynasty (Levels 3 and 2), Marl D appears in considerable quantities. Marl C and Marl E are both rare at SAV1 North and restricted to vessels dating to the early 18th Dynasty. Marl C was mainly used for large *zir* vessels, attested only by broken sherds.³⁹⁴ Nevertheless, the presence of Marl C at SAV1 North supports the results from recent excavations indicating that the use of this particular fabric did not cease completely at the end of the Second Intermediate Period,³⁹⁵ but rather continued into the early New Kingdom.³⁹⁶

The first occurrence and origins of Marl D are still a matter for future research.³⁹⁷ The fabric is

³⁸⁹ Compares to: Fabric SH2 (ROSE 2012, 14, figs. A–B).

³⁹⁰ Incised wet-smoothed wares are quite common in late Second Intermediate Period and 18th Dynasty Nubian assemblages (cf. AYERS and MOELLER 2012, 113, fig. 8). They show both reflections of Kerma Moyen style and similarities with Pan Grave assemblages from Lower Nubian contexts (cf. GIULIANI 2006; GATTO, GALLORINI and ROMA 2012).

³⁹¹ Comparison: Fabric SH1 (ROSE 2012, 14–18); questionable parallel: Fabric III (FORSTNER-MÜLLER 2012, 63, fig. 6).

³⁹² Comparisons: Type CIX, 1 (GRATIEN 1985, pl. 5c; GRATIEN 1986, 434–435, fig. 324c); AYERS and MOELLER 2012, 113, fig. 8: ED 2547. N.3.

³⁹³ Cf. BUDKA 2011a; BUDKA 2016b. For general descriptions of Marl clays of the Vienna System see NORDSTRÖM and BOURRIAU 1993, 175–182.

³⁹⁴ Also well attested from the Kerma cemetery on Sai Island, see GRATIEN 1986, *passim*.

³⁹⁵ Cf. NORDSTRÖM and BOURRIAU 1993, 180.

³⁹⁶ Marl C vessels were discovered in early New Kingdom levels at Tell el-Daba and Kom Rabia; for a detailed study on Marl C see BADER 2001.

³⁹⁷ Cf. ASTON 2008, 36–37.

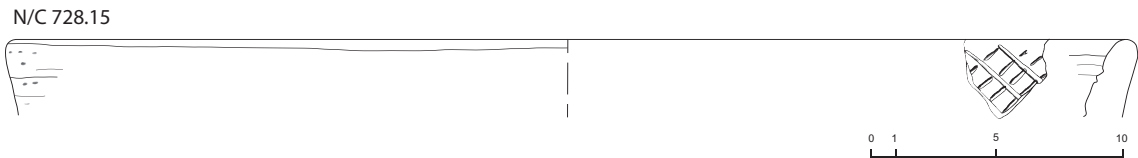


Fig. 53 Marl E *Schaelbecken* N/C 728.15, Level 4

known as early as the mid-18th Dynasty (as yet, the earliest evidence in Egypt dates to the reign of Thutmose III)³⁹⁸ but is already common and “*fashionable*” by the late 18th Dynasty.³⁹⁹ An intriguing sherd in Marl D was unearthed at Dukki Gel from a context probably datable to Hatshepsut.⁴⁰⁰ Unfortunately, the contexts in SAVI North from which Marl D sherds were recovered are partly disturbed, composed of mixed material dating from the early 18th Dynasty up to Ramesside times. Amphorae, jugs and also pilgrim flasks are attested (Pl. 31). Despite this lack of stratified contexts, most sherds made of Marl D currently derive from Level 3 and thus parallel the widely known development of the fabric.

Marl E is very rare at Sai and was used mainly for large thick-walled bread trays (so-called *Schaelbecken*, Fig. 53), which are attested from Level 4 onwards.⁴⁰¹ Parallels for these vessels are known from Koptos, Deir el-Ballas⁴⁰² and Abydos,⁴⁰³ as well as from early 18th Dynasty contexts at Memphis.⁴⁰⁴ Such trays are hand-made and therefore an exception within the otherwise wheel-thrown Marl clay corpus.

2.5 Other imported wares

Some imported pottery (Canaanite, Levantine and Cypriote), as well as few sherds in Oases ware, is also attested at SAVI North. Most common are

Non-Egyptian amphorae from Syria/Canaan (c. 5% of the diagnostics). The most frequent fabric, especially in the 18th Dynasty levels, is a variant which is similar to Marl D with a dark grey or brownish matrix and abundant particles of limestone.⁴⁰⁵ Another amphora fabric is homogenous with reddish-yellow colour, numerous mineral inclusions and abundant limestone particles; this corresponds to P11 at Saqqara and Memphis.⁴⁰⁶

Three classes of Oases wares are attested from SAVI North:⁴⁰⁷ 1) Oasis grey ware, often with a white wash (preliminary label: OA 1)⁴⁰⁸, 2) Oasis pink ware (preliminary label: OA 2a)⁴⁰⁹ and 3) Oasis orange ware (preliminary label: OA 2b).⁴¹⁰ All of these variants, possibly coming from both Bahariya and Dakhlah oases, are attested also in the Nile valley, e.g. at Amarna.⁴¹¹ Most of the nine samples identified from SAVI North as Oases ware fall into group 2, the Oasis pink ware, OA 2a.

Oases wares appear in all five levels at SAVI North.⁴¹² That Oasis ware already appears in the earliest levels of SAVI North, Levels 5 and 4, datable to the early 18th Dynasty (Ahmose II–Amenhotep I/Thutmose I), is remarkable from a historical perspective.⁴¹³ Sherds in Oasis grey ware from these levels find close parallels at Elephantine from “Bauschicht 10” (early to mid-18th Dynasty).⁴¹⁴

It is well known that Cypriote and Aegean fine wares are common in contexts of the 18th Dynasty.

³⁹⁸ HOPE 1989, 14 (Amenhotep II/Thutmose IV); for amphorae in Marl D from TT 99 with stamps of Thutmose III see ROSE 2003, 204.

³⁹⁹ ASTON 2002, 173.

⁴⁰⁰ RUFFIEUX 2016, 516, fig. 11.5. For other Marl D shapes in Nubia cf. MIELLÉ 2016, 430.

⁴⁰¹ This type of vessel is frequently found in settlements of the 13th Dynasty; see BADER 2001, 81–83; on the possible function of these peculiar objects see SEILER 2005, 120–121.

⁴⁰² BOURRIAU 1990, 21–22.

⁴⁰³ BUDKA 2006, 85.

⁴⁰⁴ NORDSTRÖM and BOURRIAU 1993, 182, fig. 26.

⁴⁰⁵ Well attested at Elephantine in 18th Dynasty contexts; personal observation.

⁴⁰⁶ NORDSTRÖM and BOURRIAU 1993, 185; ASTON 2008, 40; BOURRIAU 2010, 31.

⁴⁰⁷ See BUDKA in press.

⁴⁰⁸ Cf. Amarna fabric V.10, ROSE 2007, 15.

⁴⁰⁹ Cf. Amarna fabric IV.2, ROSE 2007, 15. See also Oasis clay 2 at Elephantine according to ASTON 1999, 7.

⁴¹⁰ Cf. Amarna fabric IV.3, ROSE 2007, 15.

⁴¹¹ ROSE 2007, 15.

⁴¹² See BUDKA in press.

⁴¹³ Cf. the early occurrence in Memphis/Kom el-Rabia, BOURRIAU 2010, 29.

⁴¹⁴ Unpublished material under the responsibility of the author, to be published elsewhere.

This also holds true for Sai, although there are only rare examples from SAV1 North. The best preserved Cypriote import is the small black burnished jug N/C 763 (Fig. 77) of Black Lustrous Wheel-made Ware from N12D (see III.5.2).⁴¹⁵ This Cypriote Ware seems to be most common during the reign of Thutmose III.⁴¹⁶

Imported fine ware is also represented by the fragment of a Mycenaean stirrup jar N/C 616 (Pl. 32). Its fabric is very typical, characterised by its hardness, fine texture, dense porosity and fine red-brown particles as inclusions.⁴¹⁷ Unfortunately, N/C 616 is derived from a non-stratified context; it comes from Level 1 in Square 190/2260, north of debris C, east of Wall 43E, thus above the eastern part of building unit N26.

Egyptian Mixed clays are also attested at SAV1 North. From 18th Dynasty contexts (Levels 4 and 3) this is Mixed Fabric A (III-a), well known from early 18th Dynasty and Thutmoside contexts at Elephantine and used almost exclusively for *zir* jars (cf. N/C 1169.3 from N12, see Fig. 71 bottom). This fabric seems to be an innovation of the New Kingdom,⁴¹⁸ as it has not yet been found in Second Intermediate Period contexts.⁴¹⁹ For Ramesside amphorae, the Mixed Fabric B (III-b) was sometimes used.⁴²⁰ Due to the limited quantity of Ramesside material from SAV1 North, this fabric is rarely attested.

3 PRODUCTION TECHNIQUES

The general co-existence of Egyptian (wheel-made) and Nubian (hand-made) pottery traditions on Sai Island is also well-known from other Nubian New Kingdom sites.⁴²¹ At Sai, a Nubian component is traceable at all sectors recently excavated in the New Kingdom town, including SAV1 North.⁴²² Hand-made cooking pots and storage vessels, as well as some fine wares (black-topped cups and beakers) are attested in considerable numbers, es-

pecially in the early levels (Levels 5 to 3 at SAV1 North).⁴²³ The Nubian assemblage at Sai is comparable to findings at other Upper Nubian sites established in the early 18th Dynasty, like Sesebi.⁴²⁴ The Nubian pottery from SAV1 North shows relations to the local Kerma corpus,⁴²⁵ is hand-made as a rule and very often decorated with impressed and/or incised patterns. Nubian storage vessels at SAV1 North generally have a larger capacity than Egyptian vessels and often show traces of repair.⁴²⁶

The majority of the material from SAV1 North is wheel-made pottery in Egyptian style, produced in Egyptian Nile clays and imported to Upper Nubia⁴²⁷ or locally produced with Nile clay variants. Most of the vessels were either wholly or partially made on a simple wheel. Small open forms were usually thrown on the wheel in one piece, whereas large storage vessels frequently show traces of joints where they were produced in more than one piece.⁴²⁸ *Zir* vessels were usually made in sections with the coiling technique, while the rim finished on the wheel. Egyptian hand-made pottery is rare and the examples are restricted to bread moulds, bread plates and so-called *Schaelbecken* or bread trays (Figs. 53 and 61–62).

Sometimes locally produced Nile clay pottery vessels have been modelled on Egyptian types, but with a ‘Nubian’ influence in regards to the surface treatment, production technique or decoration. The appearance of such hybrid types is very significant, but not straightforward to explain. Such pots – attested also at other Egyptian sites in Nubia, like Amara West – might be products of a temporary or local fashion, but could also refer to the cultural identity of their users or be the result of more complicated processes. All in all, they seem to attest to a complex mixture of lifestyles in New Kingdom Nubia.⁴²⁹

During the New Kingdom, there is generally less clear evidence for kilns⁴³⁰ and potter’s workshops

⁴¹⁵ See HOERBURGER 2006; HOERBURGER 2007, 107–113.

⁴¹⁶ See HEIN 2007, 79–106.

⁴¹⁷ NORDSTRÖM and BOURRIAU 1993, 184.

⁴¹⁸ SEILER 1999, 217; see also BUDKA 2005, 94 with note 321.

⁴¹⁹ See BUDKA 2006, 85.

⁴²⁰ For two variants of Mixed clays see ASTON 1999, 6.

⁴²¹ Cf. SMITH 2002; SMITH 2003, 43–53; SPENCER 2014, 55.

⁴²² See BUDKA 2017.

⁴²³ BUDKA 2011a, 26, 28; BUDKA and DOYEN 2013, 188; MIELLÉ 2014, 389–390.

⁴²⁴ ROSE 2012.

⁴²⁵ See GRATIEN 1986, *passim*.

⁴²⁶ Cf. the almost complete vessel N/C 650 with four repair holes (Fig. 57), BUDKA 2011a, 27 (citing parallels from the

local Kerma tombs, cf. GRATIEN 1986). In general, through various periods and diverse Nubian cultures, the repair of pots is very common, see e.g. WILLIAMS 1993, fig. 4 and *passim*.

⁴²⁷ For the import of Nile silt vessels cf. ARNOLD 1993, 78, figs. 90B–C and SMITH 2003, 117.

⁴²⁸ For a concise summary of shaping techniques see HOLTHER 1977, 42–43.

⁴²⁹ See BUDKA 2017; cf. also GARNETT 2014, 62; RUFFIEUX 2016, 518–519, fig. 13.

⁴³⁰ For the recent discovery of a pottery kiln at Amara West: GARNETT 2014, 62; SPENCER, STEVENS and BINDER 2014, 19–20, 26.




Fig. 54 Open forms from Level 5

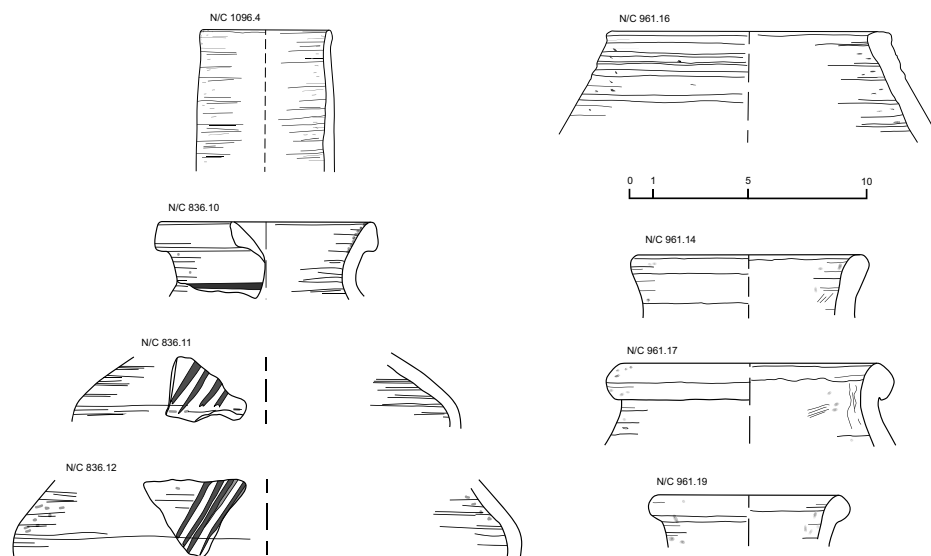


Fig. 55 Closed forms from Level 5

than in Middle Kingdom Nubia. Important evidence for local pottery production comes from wasters and unfired sherds at various sites.⁴³¹ Though the latter were also found in small numbers at SAV1 North, no kilns or potter's workshop of the New Kingdom have been identified with certainty on Sai.⁴³²

4 CORPUS OF TYPES AND SHAPES

A final presentation of ceramics from SAV1 North (fabrics, wares, corpus) will be published elsewhere. Therefore, the following presents an overview of the most important types, with a focus on early and mid-18th Dynasty contexts (Levels 5, 4 and 3). In general, small and medium-sized dishes, various plates, pot stands, storage vessels, cooking pots, beer jars, beakers and bread plates dominate the corpus of ceramic types from SAV1 North. Bread moulds, bread trays and spinning bowls, as well as carinated Marl clay vessels, amphorae and decorated jars are also present.

4.1 Pottery types from Level 5

The first evidence of activity in the area of SAV1 North, Level 5, can firmly be associated with the 18th Dynasty (see I.3.2). The ceramics still partly show

features of the Second Intermediate Period tradition and are sometimes even reminiscent of the Middle Kingdom.⁴³³ Such an overlap in styles is typical for the early phase of the 18th Dynasty, particularly for Ahmose II and Amenhotep I.⁴³⁴ Furthermore, a considerable presence of Nubian cooking pots can be observed. Most common are basketry impressions on a coarse, chaff tempered ware (Nubian Fabric 3), but incised decoration on medium fine, straw-dung tempered fabrics are also present (Nubian Fabric 2). Interestingly, these hand-made cooking pots are associated with Egyptian cooking pots of a type well attested at Elephantine (see III.4.5.1).⁴³⁵

The open forms (Fig. 54) comprise various dishes, including black rim ware and red rim ware. Dishes with inverted rim are frequently red slipped and burnished. This also holds true for carinated bowls, although larger examples appear uncoated in coarse Nile C2 variants. Characteristic "markers" of the early 18th Dynasty are plates with ledged rims and rope impressions. They have flat bases, cut from the slow wheel, but not reshaped or smoothed as is attested in the later course of the 18th Dynasty.

The closed forms from Level 5 (Fig. 55) include especially beakers, beer jars and some deco-

⁴³¹ WILLIAMS 1992, 24 (Serra); SMITH 2003, 117 (Askut); EDWARDS 2012, 78, fig. 3.33 (Tombos).

⁴³² See, however, HESSE 1981; cf. BUDKA and DOYEN 2013, 170 with discussion.

⁴³³ Cf. "Bauschicht 11" on Elephantine; see SEILER 1999, 205–223.

⁴³⁴ BUDKA 2006, 83–120.

⁴³⁵ See BUDKA 2016c.

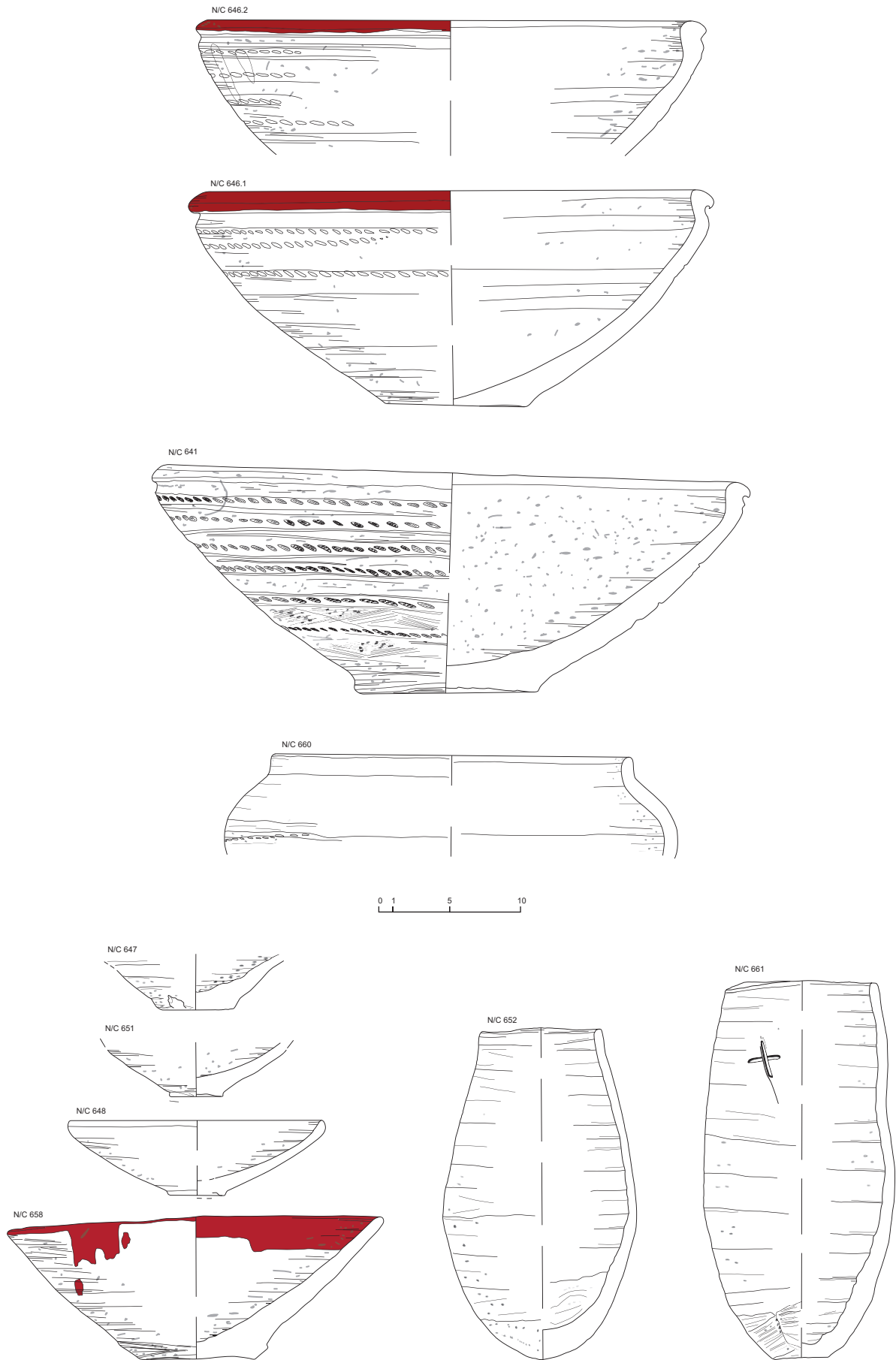


Fig. 56 Open shapes, beakers and cooking pot from cluster in Square 180/2270, Level 4

rated squat jars, as well as jars with modelled rims. The small quantity of Marl A2 and Marl A4 squat jars, both decorated and undecorated, is significant for dating. They find parallels in Thebes⁴³⁶ and are characteristic of the early 18th Dynasty.

At present, the isolated remains labelled as Level 5 in SAV1 North cannot be distinguished from Level 4 as far as the ceramic is concerned. Based on the rare occurrence of black rim ware and Marl clay decorated squat jars, Level 5 seems to date in some areas of SAV1 North already to the time of Thutmose I. All in all, the ceramics suggest that Level 5 is not a distinct unit of stratigraphic layers, separated from what was called Level 4, but rather a very small area of unsystematically exposed early remains on the site that possibly belong to the sequence of Level 4 (see I.3.1).

4.2 Pottery types from Level 4

For establishing an absolute dating of the ceramics from Level 4, a set of vessels discovered in Square 180/2270 is important (Figs. 56–57, Pl. 32). Combining the data from this ceramic deposit with the square's Level 4 material as a whole, nearly 700 vessels can be regarded as dating evidence.⁴³⁷ The general character of the wares, similar to Level 5, shows a close affinity to Second Intermediate Period traditions (e.g. predominance of coarse Nile C variants and of Marl B). Significant wares like black rim ware and red splash ware are here absent, and the scarcity of Marl A decorated wares points towards a Pre-Hatshepsut/Thutmose III date.⁴³⁸ In addition, common types like carinated and simple dishes with ring bases frequently occur in a design that identifies them as early variants: the bottom of the ring base is left uncoated outside in most cases, which is still a Second Intermediate Period style of applying a wash to vessels.⁴³⁹

The vessels found in the ceramic cluster provide further interesting clues. Two Egyptian-style vessels (N/C 647 and N/C 652) are most likely of 17th Dynasty date considering the shape, manufacture and ware. The lower part of a simple dish with a string-cut base with asymmetrical marks, N/C 647 (Fig.

56), was produced on a slow wheel. This method of manufacture corresponds to the Second Intermediate Period style, and does not yet reflect the technological innovations of the New Kingdom. Three examples of the so-called drop pots or beaker jars have been found, two of which (N/C 645 and N/C 661, Fig. 56) have trimmed flat bases and show traces of a red wash. They have the typical slender shape for which many parallels can be named, for example vessels from the early 18th Dynasty found at South Abydos⁴⁴⁰ and Umm el-Qaab.⁴⁴¹ However, drop pot N/C 652 was left uncoated and has a rounded base (Fig. 56). N/C 652 is of special interest, since according to its peculiar shape it seems to pre-date the 18th Dynasty – it has a somewhat angular outline and is rather broad, with a high balance point. Unfortunately, its base was heavily eroded, so the finishing technique that might provide a hint for dating the vessel remains a bit unclear. Especially with respect to its broad shape, it fits best within a morphological line *before* the slender, round bottomed drop pots of the early 18th Dynasty.⁴⁴² N/C 652 also shows some affinity to similar vessels from Thebes, which are datable to the 17th Dynasty.⁴⁴³

Another vessel of pre-18th Dynasty character is a large Nubian storage jar (N/C 650, Fig. 57) of Classical Kerma tradition and falls into Brigitte Gratien's Type C IX.⁴⁴⁴ Four post-fired repairing holes are preserved on the upper part of N/C 650, indicating a long use-life for the large sized vessel before it was deposited together with the 18th Dynasty types.

The other vessels (see Fig. 56) find close parallels at sites of the early 18th Dynasty, in particular with material from the early phase of "Bauschicht 10" in the New Kingdom town of Elephantine (dated as Pre-Hatshepsut) and from the Ahmose II complex at South-Abydos (dated as Ahmose II–Amenhotep I).⁴⁴⁵ Deep carinated bowls with red rims and coarse flat bases (N/C 646.1–2, Fig. 56) are typical for the early 18th Dynasty, finding parallels both in Egypt (e.g. Elephantine) and Upper Nubia (Dukki Gel).⁴⁴⁶ A variant of this type are the uncoated deep carinated bowls with several rope impressions and again a very coarse flat base (N/C 641, Fig. 56). Simple

⁴³⁶ Dated to the early 18th Dynasty, see SEILER 2003, figs. 11.5–6.

⁴³⁷ See BUDKA 2011a, 29, Table 2.

⁴³⁸ Cf. BUDKA 2005, 97.

⁴³⁹ SEILER 2010, 49. See also BUDKA 2011a, 28.

⁴⁴⁰ BUDKA 2006, figs. 19.9 and 20.1.

⁴⁴¹ PUMPENMEIER 1998, fig. 23.

⁴⁴² Cf. SEILER 2005, folded pls. 6.6–12.

⁴⁴³ Cf. SEILER 2005, folded pl. 6.4; SEILER 2010, fig. 9.2.

⁴⁴⁴ GRATIEN 1985, pl. 5c; GRATIEN 1986, 434–435, fig. 324c. Cf. BUDKA 2011a, 27.

⁴⁴⁵ Cf. also Deir el-Ballas, estimated in date as 17th/18th Dynasties; BOURRIAU 1990, 15–22.

⁴⁴⁶ RUFFIEUX 2009; RUFFIEUX 2011; RUFFIEUX 2014.

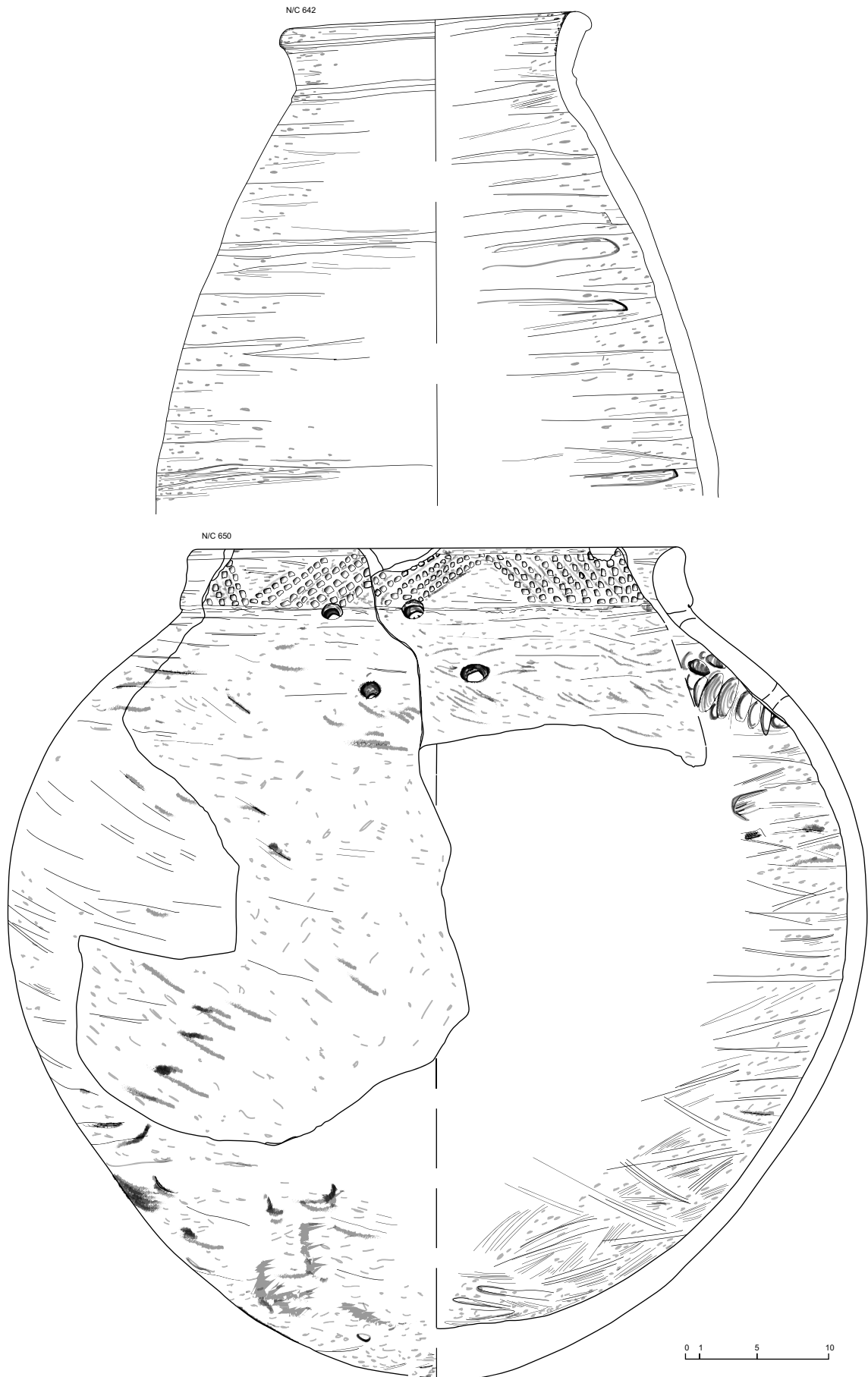


Fig. 57 Egyptian *zir* and Nubian storage vessel from cluster in Square 180/2270, Level 4




Fig. 58 Open forms

dishes with a flat base and irregular red rim (N/C 658, Fig. 56) are common types as well, with good comparisons from other contemporaneous sites. N/C 660 is the rim sherd of a typical Egyptian cooking pot (Fig. 56, see III.4.5.1). This type of cooking pot becomes common throughout Egypt during the 18th Dynasty, but is first attested at the very beginning of the New Kingdom at Elephantine.⁴⁴⁷ Interestingly, the fabric of N/C 660 corresponds exactly to the sandy Elephantine cooking pot ware, labelled as Nile E2 (III.2.1).

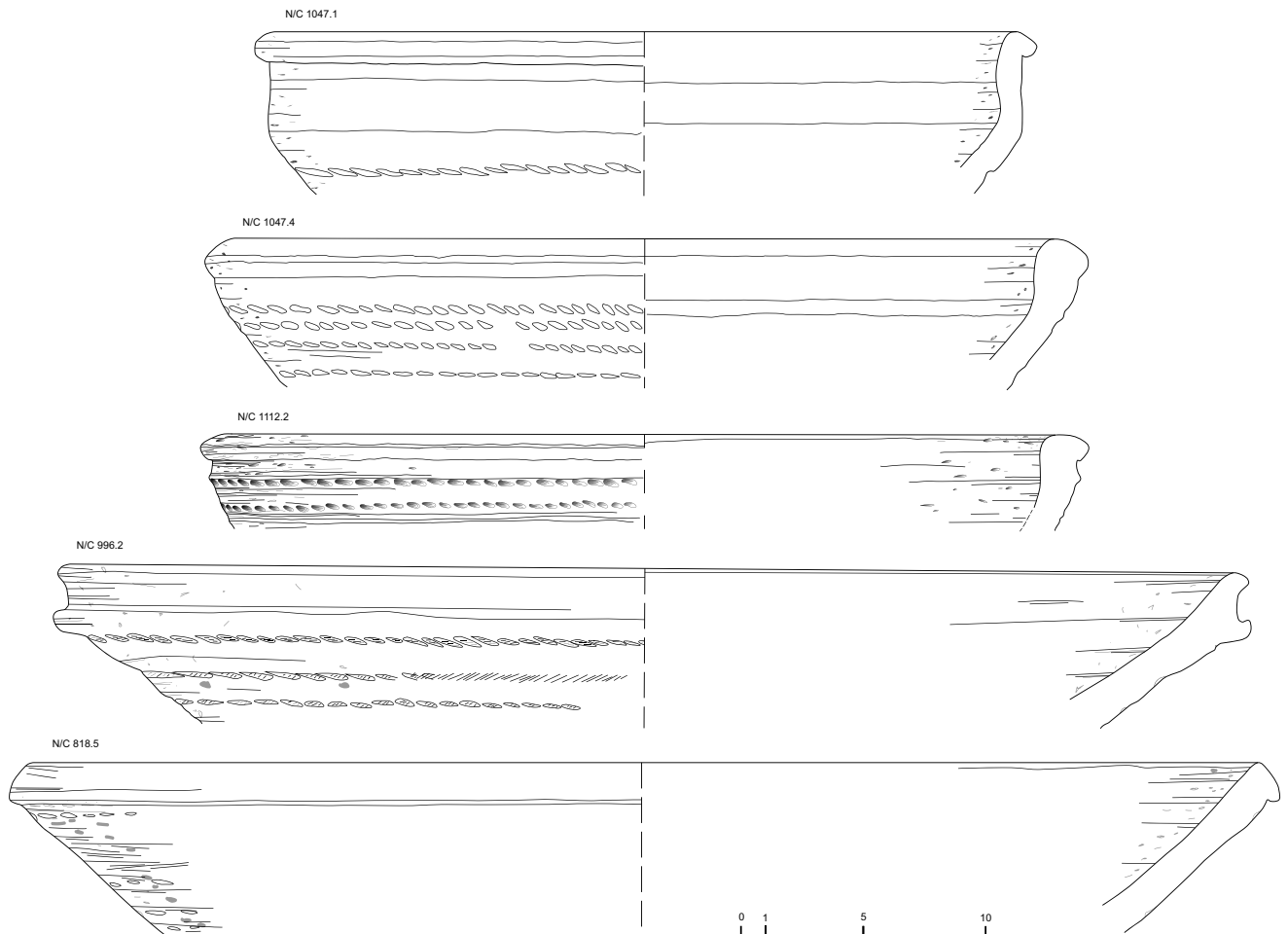
A total of four white-washed Nile clay storage vessels or *zirs* were found in fragmentary condition in the ceramic cluster of Square 180/2270, the largest of which is a part labelled N/C 642 (Fig. 57). This type of *zir* is short-necked, with a ledge at the

junction of the neck and the shoulder. It can be interpreted as an imitation of Marl clay vessels, produced in a coarse Nile clay variant with abundant chaff and a white washed surface. It is quite a common vessel type in the New Kingdom town of Sai and a vessel sequence based on its morphological development (especially the height of the neck, but also the globular or more slender overall shape) shows that little change occurs from the early to mid-18th Dynasty (Levels 4 and 3). N/C 642 finds parallels at SAV1 North in the subsequent Level 3 (cf. Fig. 76), at Sesebi and also in “Bauschicht 10” at Elephantine. Similar *zir* vessels in another fabric, a dense Nile clay with limestone, are known from contexts of the late 17th Dynasty and early 18th Dynasty at Elephantine⁴⁴⁸ and Thebes.⁴⁴⁹ Somewhat distant

⁴⁴⁷ SEILER 1999, 221, fig. 53.

⁴⁴⁸ SEILER 1999, fig. 51.2, level 11.

⁴⁴⁹ SEILER 2003, fig. 11.7.



from Level 4

variants of the shape of N/C 642, with no clear identification of the ware, were found at Fadrus.⁴⁵⁰ In general, the *zir* N/C 642 illustrates that certain vessel types may show little formal modifications over a considerable time span, while others display a more rapid morphological development⁴⁵¹ – for example, beakers change in their outline, general shape *and* rim specifics (see above and Fig. 56).

Other material from various contexts of Level 4 in SAV1 North confirms the close parallels with “Bauschicht 10” at Elephantine. Numerous dishes (simple or with inverted rim, outer lip or carinated) as well as carinated bowls and large plates

(Fig. 58) also correspond to findings in Dukki Gel at Kerma.⁴⁵² A common and very specific type of carinated dish shows incised wavy lines and a finger pinched or cut rim (N/C 757.7, Fig. 58),⁴⁵³ and appears within both Levels 4 and 3 at SAV1 North.⁴⁵⁴ These dishes (DP 8.1) are regularly red washed, sometimes with additional white paint, and they often show vertical applications on the upper part of the vessel. This type, also known on Sai Island from SAV2,⁴⁵⁵ is commonly associated with the Second Intermediate Period pottery tradition in Egypt. Numerous examples of these dishes are attested for this period in Lower Egypt⁴⁵⁶ and Upper Egypt⁴⁵⁷ as

⁴⁵⁰ HOLTHOER 1977, pl. 16, ST 1, 185/227:2.

⁴⁵¹ Cf. SEILER 1999, 205.

⁴⁵² RUFFIEUX 2016, 511, fig. 4.

⁴⁵³ Smith labelled this kind of rim as “pinched ‘piecrust’ rims” (SMITH 2012, 397).

⁴⁵⁴ BUDKA 2011a, 29–30.

⁴⁵⁵ HESSE 1981, 29, class 93, fig. 18.

⁴⁵⁶ See BOURRIAU 2010, fig. 9; BUDKA 2011a, 30 with other references.

⁴⁵⁷ E.g. SEILER 2010, figs. 8.2–3; BOURRIAU 1990, fig. 4.3 [20].

well as in Lower Nubia.⁴⁵⁸ Early variants are already known as of the late Middle Kingdom in Egypt.⁴⁵⁹ Finds from Elephantine⁴⁶⁰ and Sedment⁴⁶¹ illustrate that this vessel type occurs in 18th Dynasty contexts as well, until the reign of Thutmose III. This corresponds to the distribution of Type DP 8.1 at Sai Island, where such dishes frequently appear together with material dating to Thutmose III/Amenhotep II (see III.4.3). In particular, the close parallels from Elephantine indicate that although the dishes from SAV1 North within Levels 4 and 3 evoke the style of the Second Intermediate Period, they are not residual pieces. This specific type may be used to illustrate how pottery of the Second Intermediate Period and the early New Kingdom followed regionally divergent developments within the areas of both Egypt and Nubia.⁴⁶²

Since the possibilities for more refined dating of ceramics from the early 18th Dynasty are in general still limited, assumptions derived from the context of Level 4 at SAV1 North have to be treated with caution.⁴⁶³ However, a date range beginning with the reign of Ahmose II (or Amenhotep I) and ending with Thutmose I may be safely assumed, since no material datable to the period of Hatshepsut/Thutmose III has been recorded. There is certainly an overlap with the material identified as Level 5 (see III.4.1). That some findings from contexts within Level 4 of SAV1 North seem to be already “Thutmoside” corresponds to the recent assessment of David Aston that there was a change in pottery production after the reign of Amenhotep I.⁴⁶⁴ Further material from a substantial stratigraphic sequence would be necessary for a more precise dating, but for now, Levels 5 and 4 at SAV1 North are considered to span the period from Ahmose II to Thutmose I.

4.3 Pottery types from Level 3

SAV1 North clearly experienced its heyday during the 18th Dynasty in the time of Level 3. The ceramic material is numerous, but derives mostly from fills rather than closed contexts. Thus, a large quantity

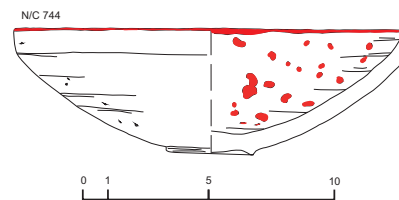


Fig. 59 Complete dish with red splash decoration N/C 744

of material originally belonging to Level 3 was also found in fills from Level 2 and even in Level 1 contexts, providing difficulties in establishing a precise dating (see I.3.1).

Other important aspects of the ceramics from Level 3 at SAV1 North are the first appearance of Marl D amphorae and an increase in decorated wares.⁴⁶⁵ Though it first appears in Level 3, Thutmoside red splash decoration on dishes⁴⁶⁶ is now frequently found (Fig. 59). A large group of Bichrome decorated necked jars with linear, floral, or figurative designs is of special interest.⁴⁶⁷ The best parallels were recently unearthed in Kerma/Dukki Gel, where they have been dated to the reign of Hatshepsut and possibly Thutmose III.⁴⁶⁸ The first appearance of the pieces at SAV1 North within Level 3 (e.g. N/C 723.01 with the joining pieces N/C 265, 305, 311) suggests a similar date. A substantial quantity of sherds with the same type of chaffy Nile clay and Bichrome decoration were excavated in recent years on Elephantine Island, from contexts datable between Thutmose III and Thutmose IV.⁴⁶⁹ Amongst others, these jars also find parallels in Nubia at Askut⁴⁷⁰ and Sesebi.⁴⁷¹

Specific wares and vessel types from Level 3 – blue painted pottery, monochrome painted storage vessels, meat jars and various plates – find ready parallels at Malqata, Amarna and Elephantine, associated with the second half of the 18th Dynasty. This material postdates the Thutmoside era and it is possible to assume that Level 3 at SAV1 North lasted at least until the reign of Amenhotep III, if

⁴⁵⁸ From Askut, dated as 13th Dyn. (SMITH 1995, fig. 3.8; SMITH 2002, fig. 3.3), but probably later, see KNOBLAUCH 2007.

⁴⁵⁹ SEILER 2012, 288–291, Type I.F.18.

⁴⁶⁰ Personal observation; material courtesy of author.

⁴⁶¹ PETRIE and BRUNTON 1924, pl. 64.

⁴⁶² Cf. KNOBLAUCH 2007 and more recently SEILER 2010; BOURRIAU 2010.

⁴⁶³ Cf. BUDKA 2016b with references.

⁴⁶⁴ ASTON 2013.

⁴⁶⁵ BUDKA 2011a, 29–30.

⁴⁶⁶ Cf. ASTON 2005, 65–73.

⁴⁶⁷ BUDKA 2015c.

⁴⁶⁸ RUFFIEUX 2009, 124–126, figs. 3–5.

⁴⁶⁹ BUDKA 2010a, 351 and personal observation.

⁴⁷⁰ SMITH 1995, 145, fig. 6.5.

⁴⁷¹ Pamela Rose, personal communication, 20 Jan 2012. For the generally close comparisons of the material from Sesebi to Sai cf. SPENCE and ROSE et al. 2011, 37.

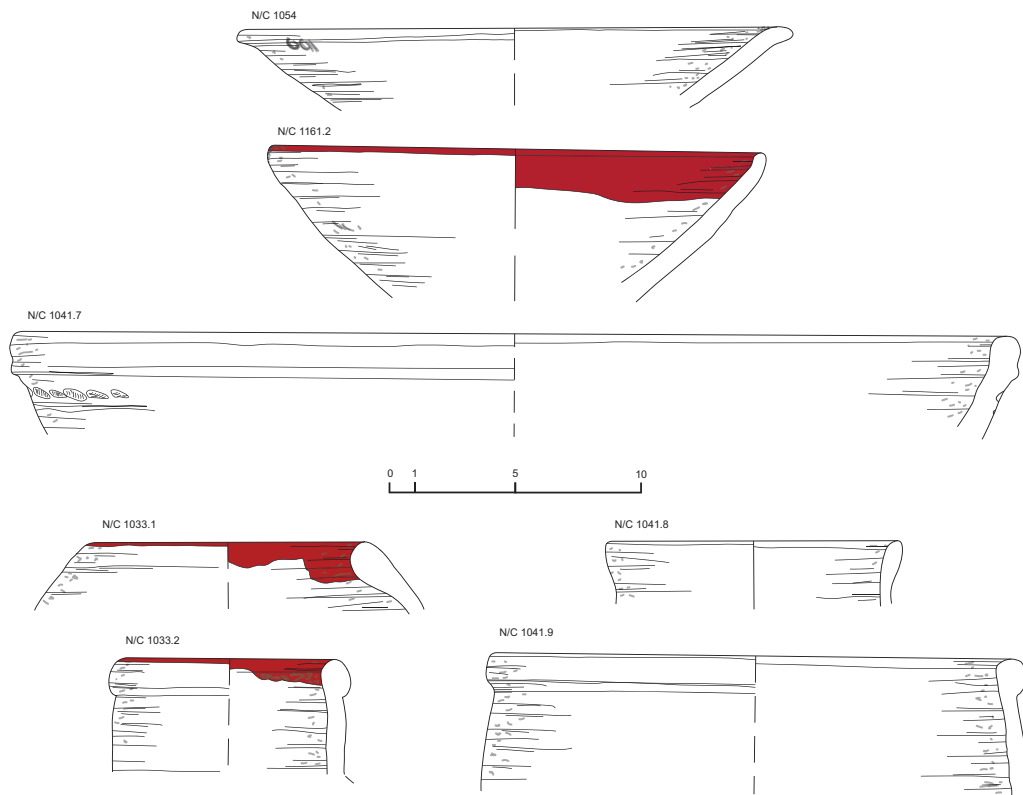


Fig. 60 Ramesside pottery from Level 2

not further towards the end of the 18th Dynasty (cf. III.5.4).⁴⁷²

Open forms of Level 3 are best illustrated from N12D (III.5.2). Simple dishes with flat bases or ring bases are in general very common, often with a red rim. Carinated dishes still frequently show wavy incised or painted decoration, already known from Level 4.⁴⁷³ Black rim ware and the Thutmoside red splash decoration⁴⁷⁴ is now regularly found on dishes, contrasting slightly with the material from Level 4. Chronological markers for the 18th Dynasty are the so-called flower pots, conical deep bowls with perforated bases (N/C 1185.1, Fig.75), finding numerous parallels both in Egypt and Nubia.⁴⁷⁵

The most characteristic types amongst the closed Nile clay forms of the 18th Dynasty are round-based beakers, two types of beer jars, large *zirs* and ovoid jars as well as squat jars and pitchers.⁴⁷⁶ The latter are often decorated⁴⁷⁷ and imitate Marl clay ves-

sels (see also Pl. 34, N/C 606). Large *zir* vessels of a chaffy Nile C variant (N/C 642, N/C 962, cf. Fig. 57) are characteristic of the early to mid-18th Dynasty and find close parallels at Elephantine.⁴⁷⁸ Thus, though Level 4 and 3 are quite similar as far as the corpus is concerned, slight changes can be observed in terms of wares and surface treatment, as well as technological features like the finishing of ring and flat bases.

4.4 Pottery types from Level 2

The material from Level 2 is highly mixed, making precise dating of these remains difficult. A large number of early to mid-18th Dynasty vessels appear side by side with some Ramesside, few Napatan and a considerable amount of Post-Meroitic and Christian sherds.

Fig. 60 illustrates Ramesside pottery vessels from Level 2. The most common open type is a

⁴⁷² Cf. BUDKA 2011a, 29, Table 3.

⁴⁷³ See parallels from Sesebi: SPENCE and ROSE et al. 2011, 37, fig. 5.

⁴⁷⁴ Cf. ASTON 2006, 65–73.

⁴⁷⁵ HOLTHOER 1977, pl. 18; MINAULT-GOUT and THILL 2012, pl. 132.

⁴⁷⁶ See also WILLIAMS 1992, 80, fig. 2.

⁴⁷⁷ See material from SAC5: MINAULT-GOUT and THILL 2012, pl. 141; cf. also HOLTHOER 1977, pls. 20–21; KNOBLAUCH and LACOVARA 2012, 207.

⁴⁷⁸ BUDKA 2011a, 26 with references.


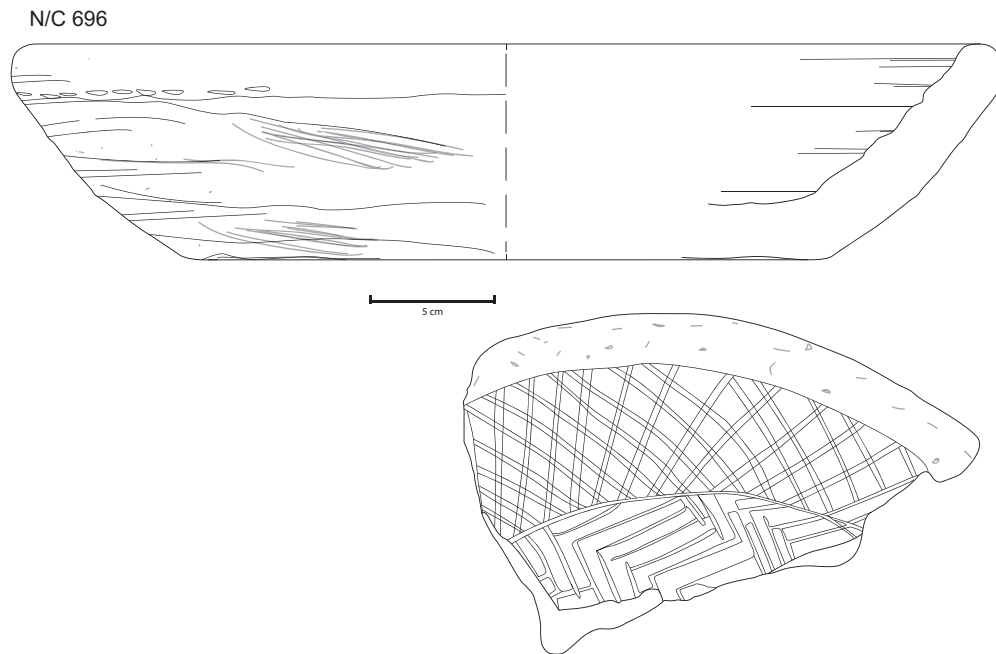


Fig. 61 Bread plates from SAV1 North

Fig. 62 *Schaelbecken* N/C 696

convex dish with a red rim (N/C 1161.2, Fig. 60). Closed forms are more common and comprise Nile, Marl and Mixed clay wares. Nile clay jars may also have a red painted rim (N/C 1033.1-2, Fig. 60).⁴⁷⁹ Characteristic Ramesside types are amphorae in Mixed clay B (N/C 1041.9, Fig. 60) and Marl D. All in all, the significance of the material from Level 2 is restricted primarily to the attestation of Ramesside material at SAV1 North – further conclusions are unfortunately not possible at present.

4.5 Functional vessels from SAV1 North

The most common functional vessel types from SAV1 North are pot stands, cooking pots and bread plates (Fig. 61). Bread plates of different sizes are frequent and usually made in Nile C. Conical bread moulds, belonging to Jacquet's Type D⁴⁸⁰, appear only in very small numbers (cf. Fig. 66, N12).⁴⁸¹ Pot stands are typically numerous in settlement contexts (e.g. Buhen) and vary in general from low, transi-

tional to tall, made primarily in Nile clays (Nile B2 and Nile C), but also attested in Marl clay (especially Marl B and Marl E).⁴⁸² Marl E was also used for the so-called *Schaelbecken* (Fig. 53). These large thick-walled trays are ovoid in shape and incised geometric pattern on the interior occur both in Marl and local Nile clay variants – the shapes and decoration patterns are the same in both cases.⁴⁸³ N/C 696 is a Nile clay example and illustrates the typical shape and decoration (Fig. 62). Other Egyptian functional types like spinning bowls (dishes with two handles attached to the interior of the base)⁴⁸⁴ were primarily produced onsite in local fabrics, finding parallels in Sesebi and Buhen.⁴⁸⁵ Pottery manufacture to meet the local demand is therefore likely, similar to the workmen's village at Amarna.⁴⁸⁶

4.5.1 Egyptian cooking pots

Amongst functional vessels, cooking pots are of much importance in settlement areas. At SAV1 North,

⁴⁷⁹ Cf. Amara West: BINDER, SPENCER and MILLET 2010, 38–41.

⁴⁸⁰ JACQUET-GORDON 1981, 18, fig. 5. See also ROSE 2007, HC 2, 288.

⁴⁸¹ Cf. BUDKA 2014; BUDKA 2015b.

⁴⁸² For Buhen see EMERY, SMITH and MILLARD 1979, pls. 70–71. For the small amount of stands from funerary contexts

see WILLIAMS 1992, 88, figs. 10m–p; cf. also STEINDORFF 1937, pl. 68 (Cemetery S, Aniba).

⁴⁸³ See BUDKA and DOYEN 2013, 191.

⁴⁸⁴ See ROSE 2007, 60–61, SD 6, 202–203.

⁴⁸⁵ Sesebi: Pamela Rose, personal communication, 20 Jan 2012; Buhen: EMERY, SMITH and MILLARD 1979, pl. 68, nos. 143–144 and 148.

⁴⁸⁶ Cf. ROSE 2007, 60.




Fig. 63 Egyptian cooking pots from SAV1 North

imported, authentic Egyptian wheel-made cooking pots⁴⁸⁷ are attested contemporaneous with Nubian-style cooking pots (hand-made with basketry impression or incised decoration).⁴⁸⁸ In the earliest levels at SAV1 North (Levels 5 and 4), the Egyptian type of cooking pot seems to be the most common, gradually declining in frequency through later phases. Within the form class of Egyptian cooking pots attested from Sai Island, four individual types can be differentiated according to details of shape (Fig. 63),⁴⁸⁹ all of which find close parallels at Elephantine.⁴⁹⁰ Further vari-

ants regarding the size, carination and details of the rim shape are attested throughout the class; the rim gradually becomes more pronounced and the folded rim or lip is a late morphological feature within this series of cooking pots.

4.5.2 *Fire dogs* (Fig. 64)

Specific Egyptian ceramic devices thought to be connected with the preparation of food are the so-called fire dogs.⁴⁹¹ The functional use of these

⁴⁸⁷ BUDKA 2011a, 26; BUDKA 2012, 60; BUDKA and DOYEN 2013, 196, fig. 26.

⁴⁸⁸ BUDKA and DOYEN 2013, 197, fig. 27.

⁴⁸⁹ BUDKA 2016c.

⁴⁹⁰ See SEILER 1999, 223, fig. 53.

⁴⁹¹ BUDKA 2012, 60–61, figs. 9–10.

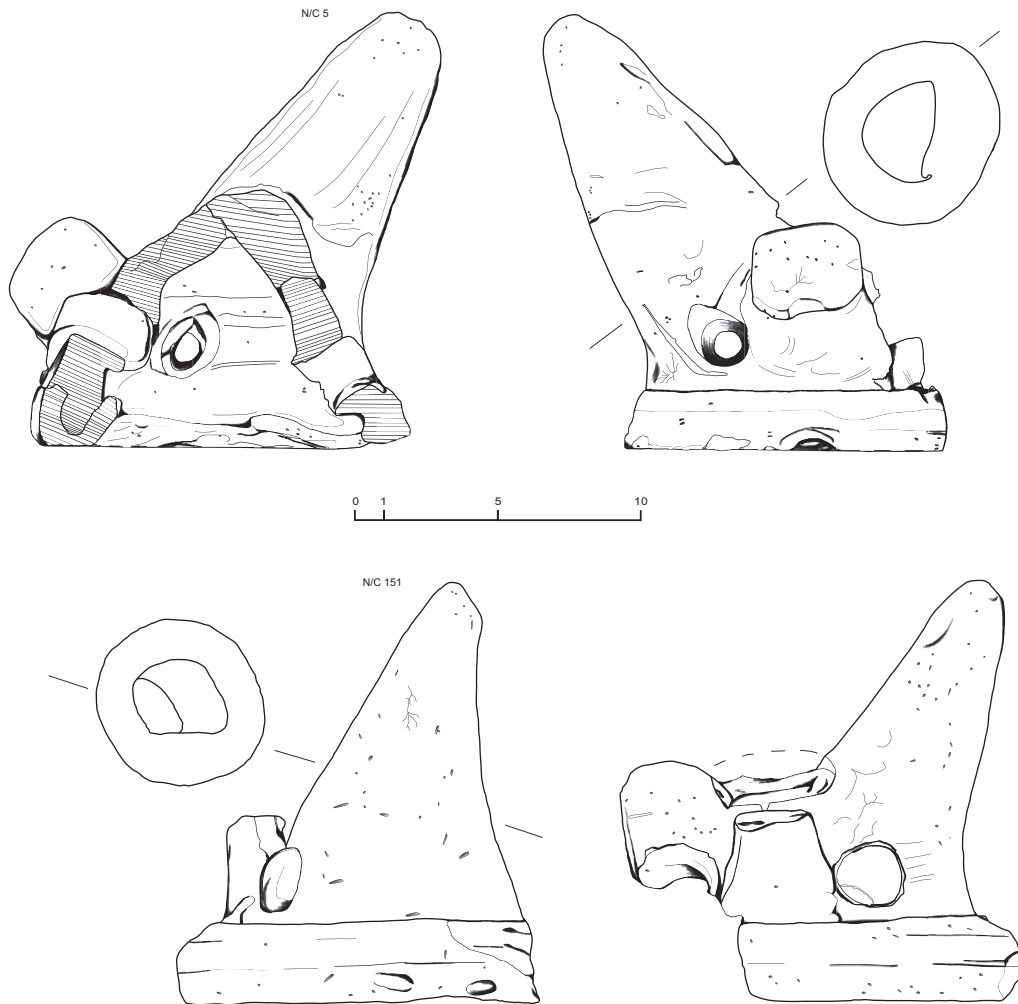


Fig. 64 Fire dogs from Level 1

vessels is not precisely understood, but traces of burning link them to processes involving fire, most likely placing cooking pots above flames.⁴⁹² The fire dogs from SAV1 North might therefore indicate that some inhabitants at Sai used a typical Egyptian tradition of food preparation: a set of fire dogs with an Egyptian cooking pot.⁴⁹³ Until now, Sai is the only site in Upper Nubia where early 18th Dynasty cooking pots imported from Egypt were found; equally unique is the large quantity of Egyptian fire dogs from SAV1 North (more than 100 pieces). However, this large number – contrasting considerably with findings in settlements in Egypt – and the lack of hearths from 18th Dynas-

ty levels raises doubts about an Egyptian “cooking kit”, suggesting a more complex situation and possible multifunctional use of these fire dogs.⁴⁹⁴ Comparably large quantities of these objects found at Buhen were tentatively associated with copper production processes.⁴⁹⁵

As Fig. 64 illustrates, two main types of fire dogs can be distinguished from SAV1 North: N/C 5 illustrates the common version with “snout” and “ears” and two holes as “eyes”, while N/C 151 attests a variant with a handle instead of a “snout”.⁴⁹⁶ Although both of these pieces come from non-stratified contexts of Level 1, they may likely be attributed to the 18th Dynasty.

⁴⁹² See ASTON 1989; GIDDY 1999, 250–253.

⁴⁹³ BUDKA 2012.

⁴⁹⁴ Cf. BUDKA 2017.

⁴⁹⁵ MILLARD 1979, 123–126, pls. 43, 103.

⁴⁹⁶ Cf. MOSINIAK 2013.

5 SELECTED POTTERY FROM BUILDING UNITS OF LEVEL 3

Within the building units presented in this volume by Florence Doyen (Chapter II), the storage pits and silos yielded especially large amounts of ceramic material, which will be presented in the following. In 2014, while cleaning in N24 and N12, some few sherds were collected from contexts relevant for the building phases. Although the total number of sherds is insignificant (198 sherds with only 48 diagnostics and ten Christian sherds), these finds do contribute to the dating of Level 3. No material was available for a ceramic study from building unit N25, while the finds from all buildings except for N12 are scarce, as described below.

5.1 Pottery from building unit N24

The ceramics unearthed during the excavation of N24 were studied by Miellé. Here, only some remarks about material from the final cleaning of the structure are possible (Fig. 65). According to

the pottery, deposit (N24De1d) predates Thutmose III; the same holds true for the backfill under N24F11SWP and the deposit lying between floors N24F11NEP and N24F12NEP. Thus, even this limited evidence suggests that the earliest building phase of N24 seems to date to an era prior to Thutmose III (cf. Chapter V).

5.2 Pottery from building unit N12

During excavation, clear distinctions were not always made regarding the specific find positions of pottery within building unit N12 and some of the material was labelled only as “from the interior of N12”. Thus, no remarks are possible regarding the distribution of these sherds.

Fig. 66 shows some functional vessels from N12: two rim fragments of bread moulds and two fragments of tall pot stands, one of which is painted with linear design in black. Cooking pots are illustrated on Fig. 67. One Egyptian style cooking pot (N/C 1169.19) is an import from Egypt. The Nubian cooking pots find parallels at Sai and neighbouring

Pottery SAV1 North 2014 (from cleanings in N12 and N24)				
Square	Location	Levelments	Comments	Dating
190/2260	N12, pit 1, E of N16	160.42m 160.36m	corresponds to deposit (N12De2g) overlying Floor <u>N12F12R3</u>	early–mid 18 th Dynasty
190/2260	N12, ashy layer between Walls 42Sa, 42E und 42S	160.78m 160.56m	corresponds to deposit (N12De2f)	Thutmose III
190/2270	N24, deposit in installation south of N24Pil3; S of Wall 8N	160.08m	corresponds to (N24De1d) overlying Floor <u>N24ELam1</u>	early–mid 18 th Dynasty (pre-Thutmose III)
190/2270	N24, deposit in foundation trench?; S of Wall 8S	159.92m 159.86m	corresponds to the gravel backfill underlying Floor <u>N24F11SWP</u>	early 18 th Dynasty
190/2270	N24, fallen on floor from layer of sherds; northern edge of N24A	160.33m 160.28m	corresponds to the deposit overlying Floor <u>N24F11NEP</u> and underlying Floor <u>N24F12NEP</u>	early 18 th Dynasty
190/2270	N24, layer of backfilling with sand and pebbles	160.01m 159.92m	<i>disturbed area resulting from previous clearings (e.g. Sondage A 2012). Context overlying Floor <u>N24F11Wb</u></i>	Mixed with Christian material
190/2270	N24, layer of backfilling; above the missing SW corner of N24	160.01m 159.91m	<i>disturbed area resulting from previous clearings (e.g. Sondage A 2012). Context overlying Floor <u>N24F11Wb</u></i>	Mixed with Christian material
190/2270	N24, upon layer of pebbles and yellow sand	–	corresponds to gravel backfill underlying Floor <u>N24F11Wb</u>	early–mid 18 th Dynasty
190/2270	N24, south of N24Pil.3; occupational deposit below grindstone	160.00m 159.97m	corresponds to Deposit (N24DeG) underlying Floor <u>N24F11NWP</u>	early–mid 18 th Dynasty
190/2270	N24, s of Wall 8W; w of Wall 3S; eastern limit of Sondage A; brick pieces and residual layer	160.01m 159.88m	<i>disturbed area resulting from previous clearings (e.g. Sondage A 2012). Context overlying Floor <u>N24F11Wb</u></i>	Mixed with Christian material

Fig. 65 Dating of ceramics from cleaning in N12 and N24

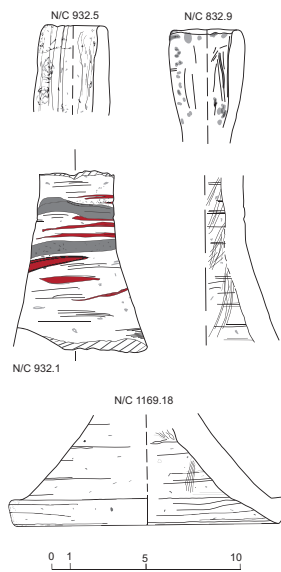


Fig. 66 Functional vessels from N12
(bread moulds and pot stands)

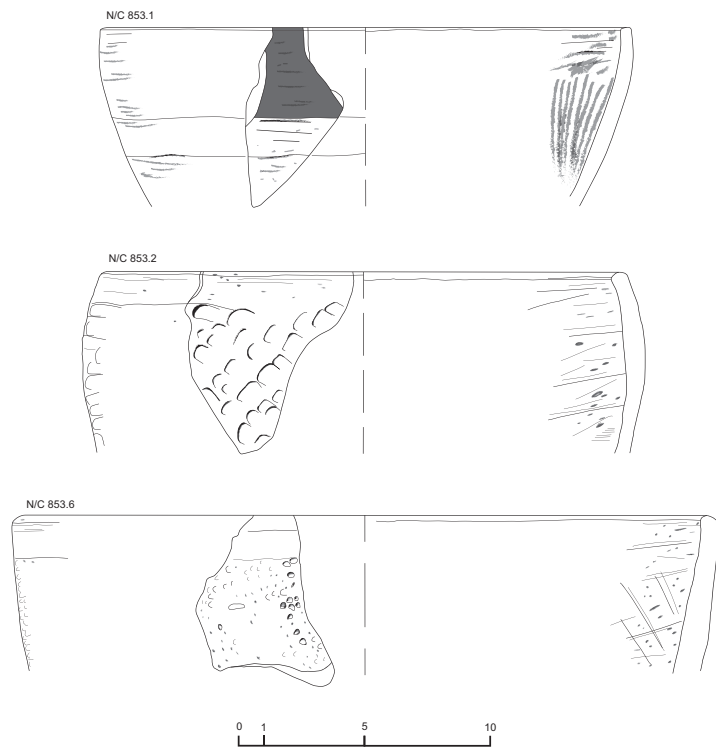
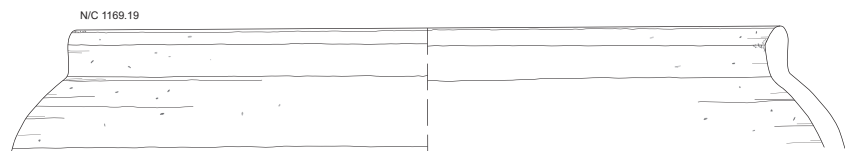


Fig. 67 Nubian vessels and Egyptian
cooking pot from N12



sites like Sesebi. Black-topped deep bowls of Kerma Classique ware like N/C 853.1 are very common in Kerma contexts, but were also popular within the Kerma fine wares found in the town.⁴⁹⁷

Fig. 68 presents a representative collection of Level 3 open forms. Especially common are dishes with red rims and carinated dishes with wavy incised decoration, as well as various large plates and bowls. Beer jars with inverted rims and slender beer-jars (Fig. 69) correspond to other finds from Level 3 at SAV1 North and also to types from Abydos.⁴⁹⁸ The types shown on Fig. 70 seem to be of an early 18th Dynasty date: a so-called crucible (JO 3/4, Fig. 52),⁴⁹⁹ red burnished bottles and rims of jars. They all resemble material from the early “Bauschicht 10” at Elephantine. The same holds true for the Marl clay

vessels (Fig. 71); clearly of Upper Egyptian production, a tall necked Marl B bottle and a Mixed clay (III-a) *zir* are noteworthy.⁵⁰⁰ The base and rim of a Canaanite amphora also find parallels in the material from Elephantine (Fig. 71).

N12D

One of the rare cases from SAV1 North of an almost intact and closed context is the circular storage pit, N12D.⁵⁰¹ This material is therefore of great significance and can be used for some remarks concerning the dating.⁵⁰² The silo N12D, excavated in 2011 within room N12/2, belongs to the building phase N12-b (see IID.6.3), with subsequent use in N12-a. Its ceramic material spans the time from the late Second Intermediate Period/early 18th Dynasty⁵⁰³

⁴⁹⁷ Cf. BUDKA and DOYEN 2013, 193.

⁴⁹⁸ BUDKA 2016b, figs. 6–7.

⁴⁹⁹ See BUDKA forthcoming.

⁵⁰⁰ See BUDKA 2005, 95–96, fig. 29.

⁵⁰¹ Former nomenclature: N17, see Fig. 4, Chapter II.

⁵⁰² See BUDKA and DOYEN 2013, 193–196; BUDKA 2016b.

⁵⁰³ Cf. the similar material from Kom Rabia/Memphis, BOURRIAU 2010, 5 and passim.

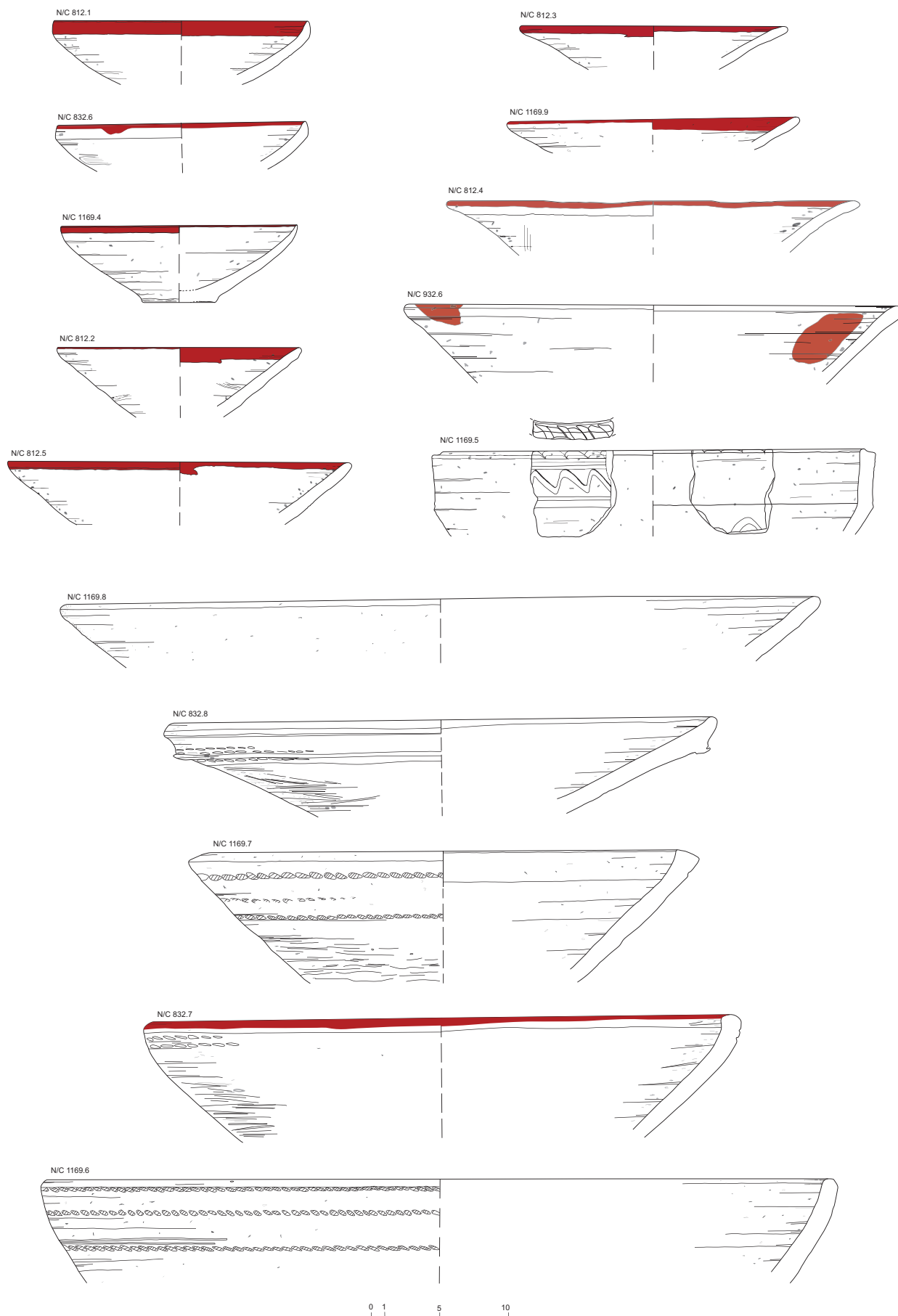


Fig. 68 Open forms from N12 (dishes and plates)

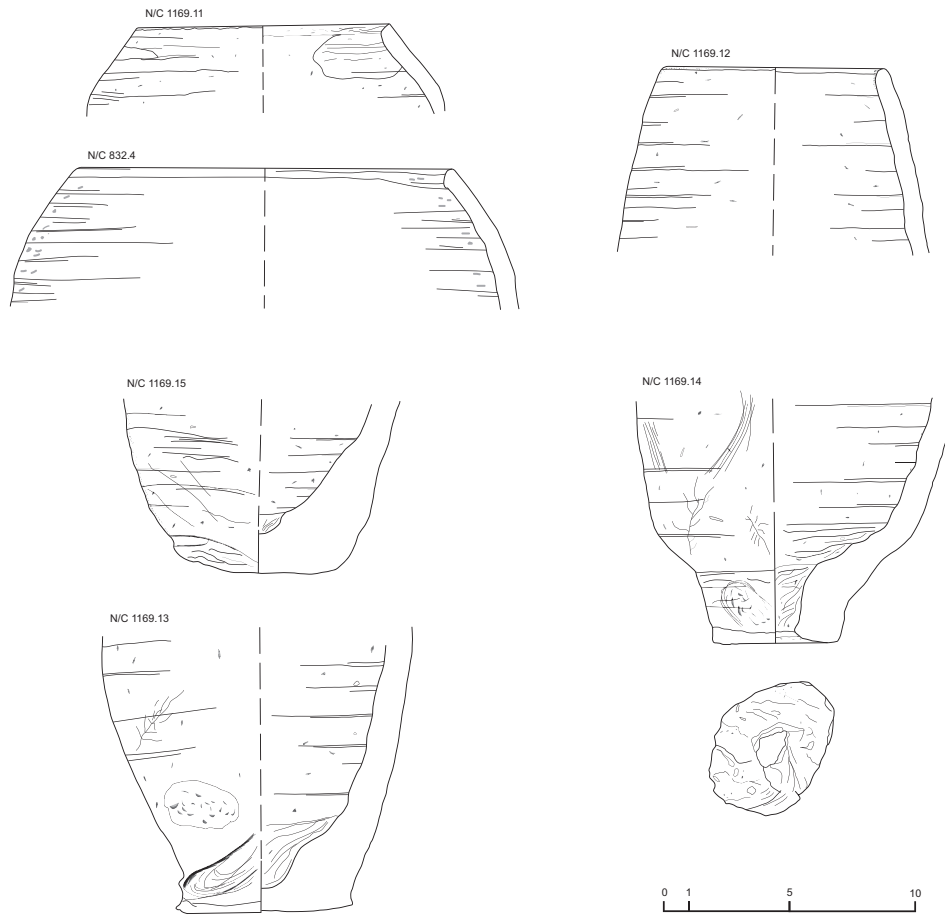


Fig. 69 Beerjars from N12

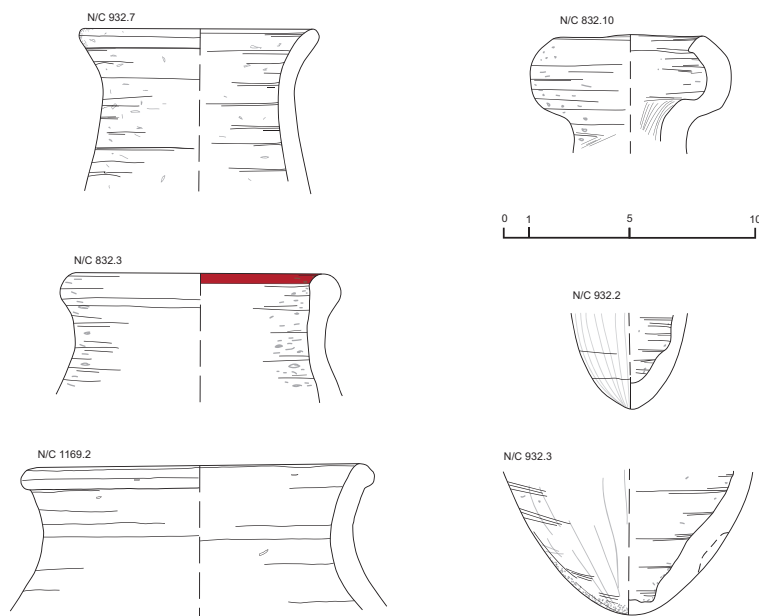


Fig. 70 Closed forms from an early phase of Level 3, N12

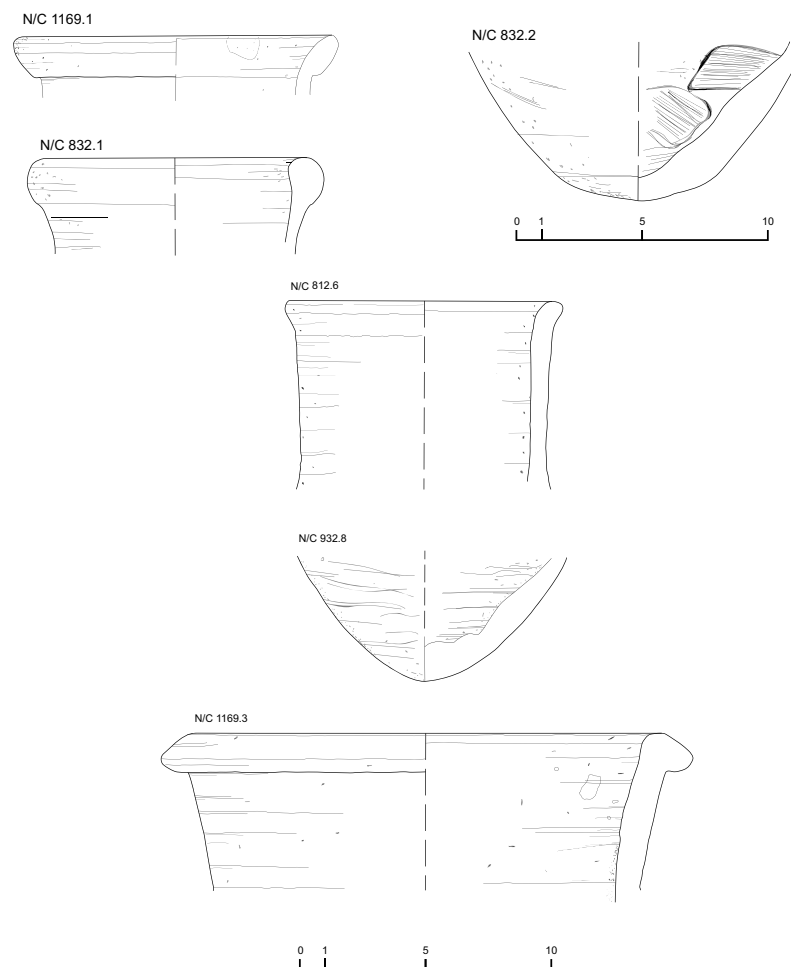


Fig. 71 Marl clay vessels and Canaanite amphorae from N12

until the reign of Thutmose III.⁵⁰⁴ In total, 1,049 sherds were studied from N12D: 222 diagnostic pieces from the New Kingdom, 740 undiagnostic pieces from the New Kingdom and 87 fragments of Post-New Kingdom date. Despite the small amount (8%) of Post-New Kingdom material present, the silo seems to be a closed context from Level 3 since no New Kingdom sherds of periods later than the mid-18th Dynasty were found. Whether the Post-New Kingdom material came into N12D through disturbances cutting in from above or by mixing layers within N12 remains unclear and was not documented during excavation.

The pottery from N12D is a typical household assemblage, but with a large repertoire of forms.

It illustrates the most common types and wares of Level 3 in SAV1 North (Figs. 72–77),⁵⁰⁵ supporting the assessment that Level 3 can be predominately associated with the later reign of Thutmose III.⁵⁰⁶ All in all, it is very likely that the silo was filled in (or after) the last phase of Level 3 use of N12 – the abandonment phase following Phase N12-a – still consisting of Level 3 material.

Two almost complete tall biconical stands have survived, as well as two additional fragments of the same (Fig. 72).⁵⁰⁷ They have a modelled rim at the base and the top. As attested in sites in Egypt (e.g. Amarna and Elephantine), stands like this are attested at SAV1 North with different surface treatments: uncoated, white washed and red burnished.⁵⁰⁸

⁵⁰⁴ See BUDKA 2016b.

⁵⁰⁵ The material finds, amongst others, close parallels at Askut, see SMITH 1995, figs. 6.4–6.5.

⁵⁰⁶ BUDKA 2012, 60, fig. 7.

⁵⁰⁷ Cf. HOLTHER 1977, class TB 3 tall, pl. 15.

⁵⁰⁸ For white washed stands and their cultic connotation see HULIN 1984.

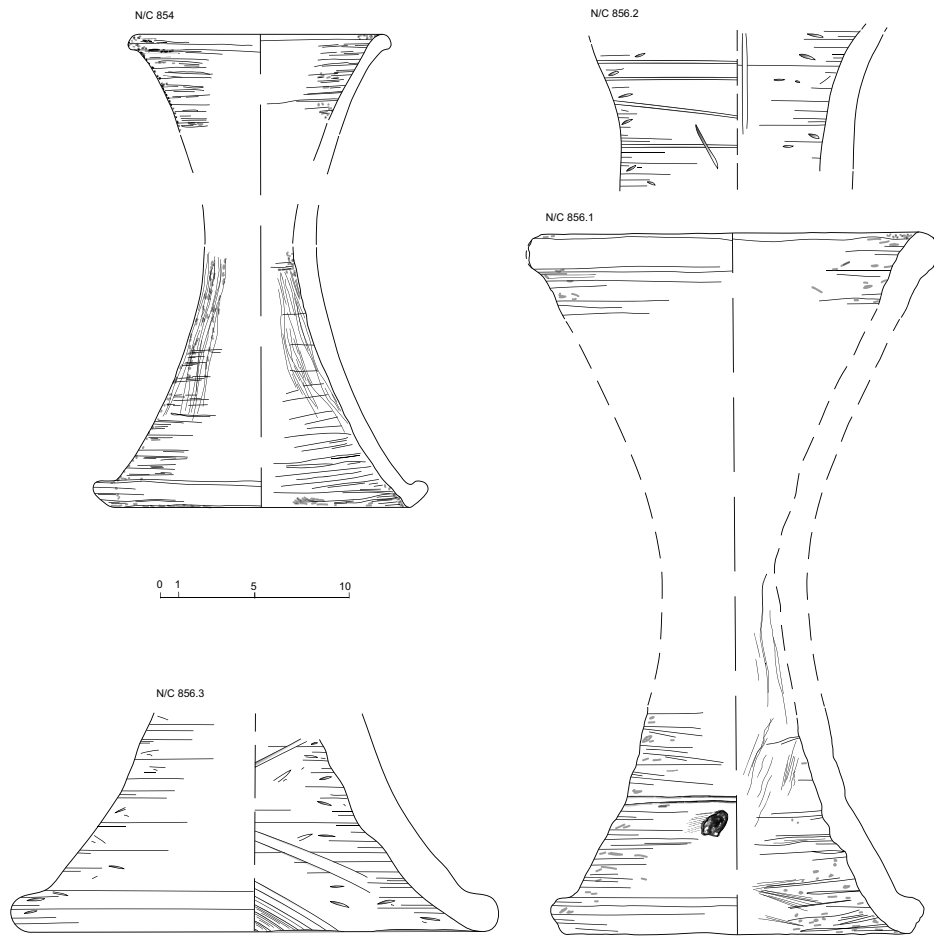


Fig. 72 Tall pot stands from N12D

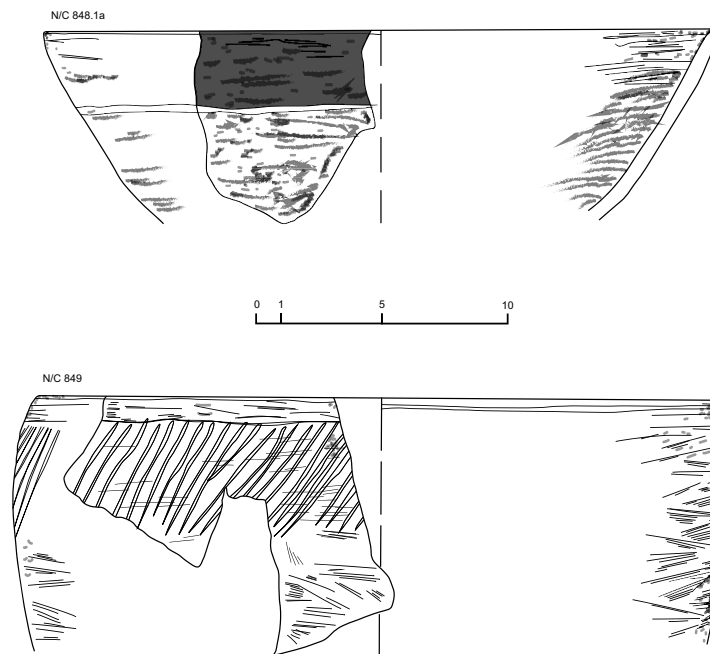


Fig. 73 Nubian vessels from N12D

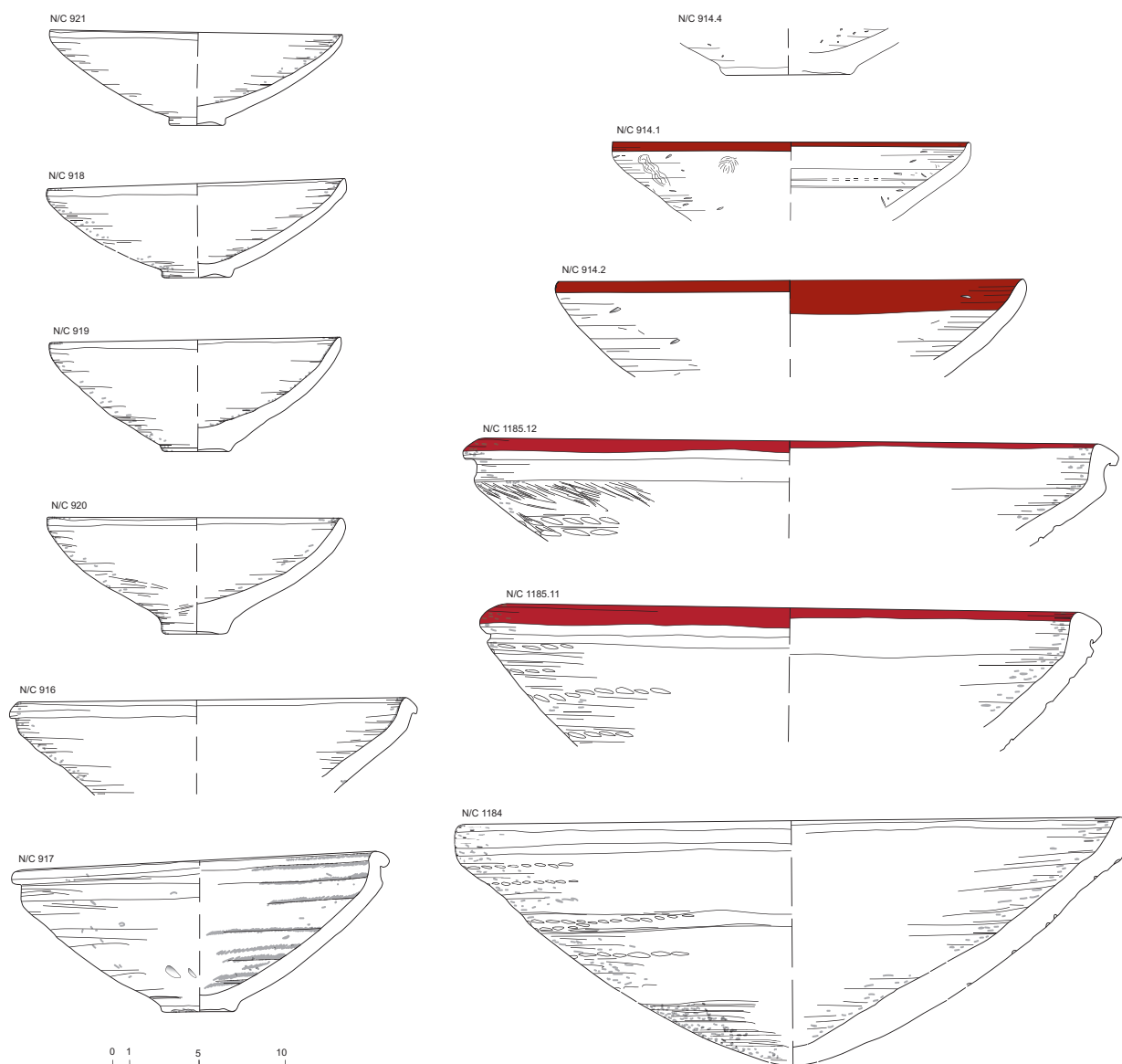


Fig. 74 Open forms from N12D

A small quantity of Nubian cooking pots and some Kerma black-topped cups (6.6% of the diagnostics; cf. Fig. 73)⁵⁰⁹ complement the otherwise typical Egyptian corpus of small and medium-sized dishes which usually have ring bases, various plates (usually with flat bases), storage vessels, cooking pots, beer jars, beakers and bread plates. Fig. 74 illustrates the most common open forms – simple and

carinated dishes, as well as carinated bowls with red rims and rope impressions. One complete profile of a beer jar could be reconstructed (N/C 993, Fig. 75).⁵¹⁰ Some beakers of Level 4/3 types are also attested, as well as the base of a large flower pot (N/C 1185.1, Fig. 75).

The type of *zir* already discussed for Level 4 is well represented by rim fragments in N12D (Fig. 76).

⁵⁰⁹ Besides almost hemispherical cups of Kerma black-topped ware, the classical black-topped tulip beakers are also present in SAV1 North (see also SAC4, GRATIEN 1985, pl. V and SACKHO-AUTISSIER 2011–2012, 201–212); these types are well known from other Egyptian sites, cf. e.g. the Nu-

bian types at Buhen, EMERY, SMITH and MILLARD 1979, pl. 78 or at Sesebi (SPENCE and ROSE et al. 2011, 37; ROSE 2012, fig. 3).

⁵¹⁰ Cf. HOLTHOER 1977, type BB4, pl. 18.

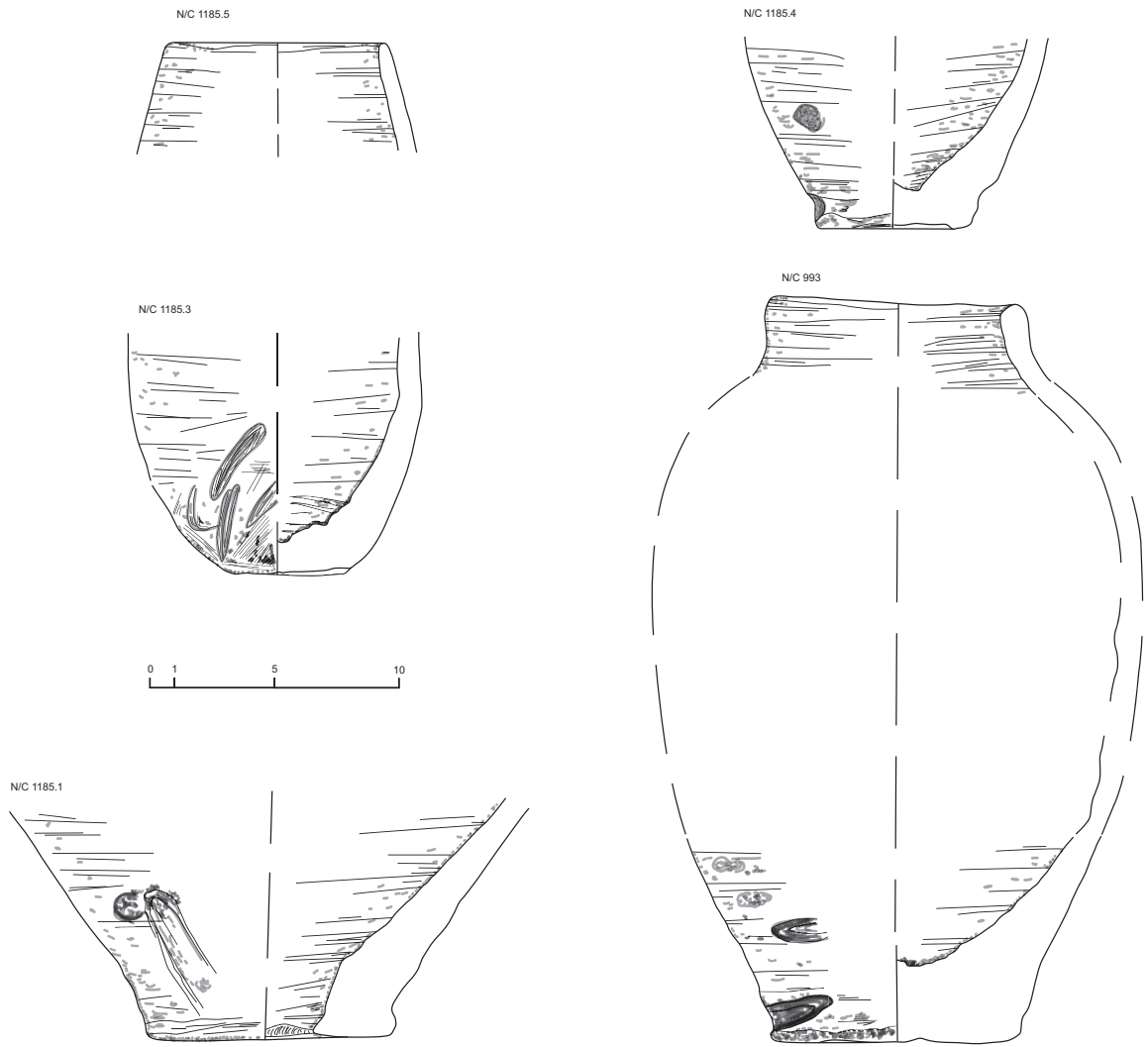


Fig. 75 Beer jars, beakers and flower pot from N12D

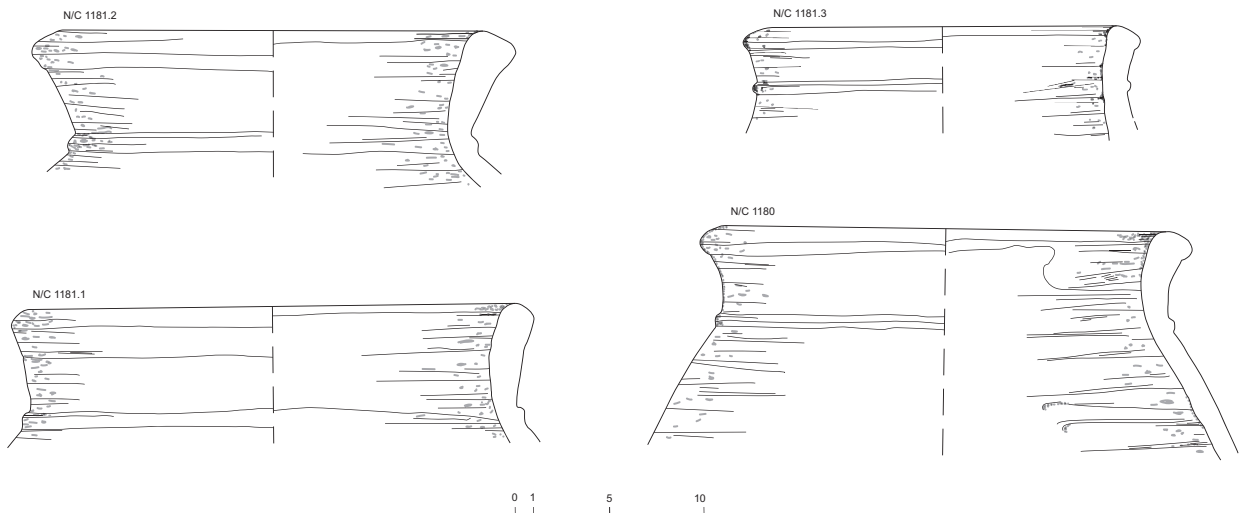


Fig. 76 Nile clay *zir* vessels from N12D

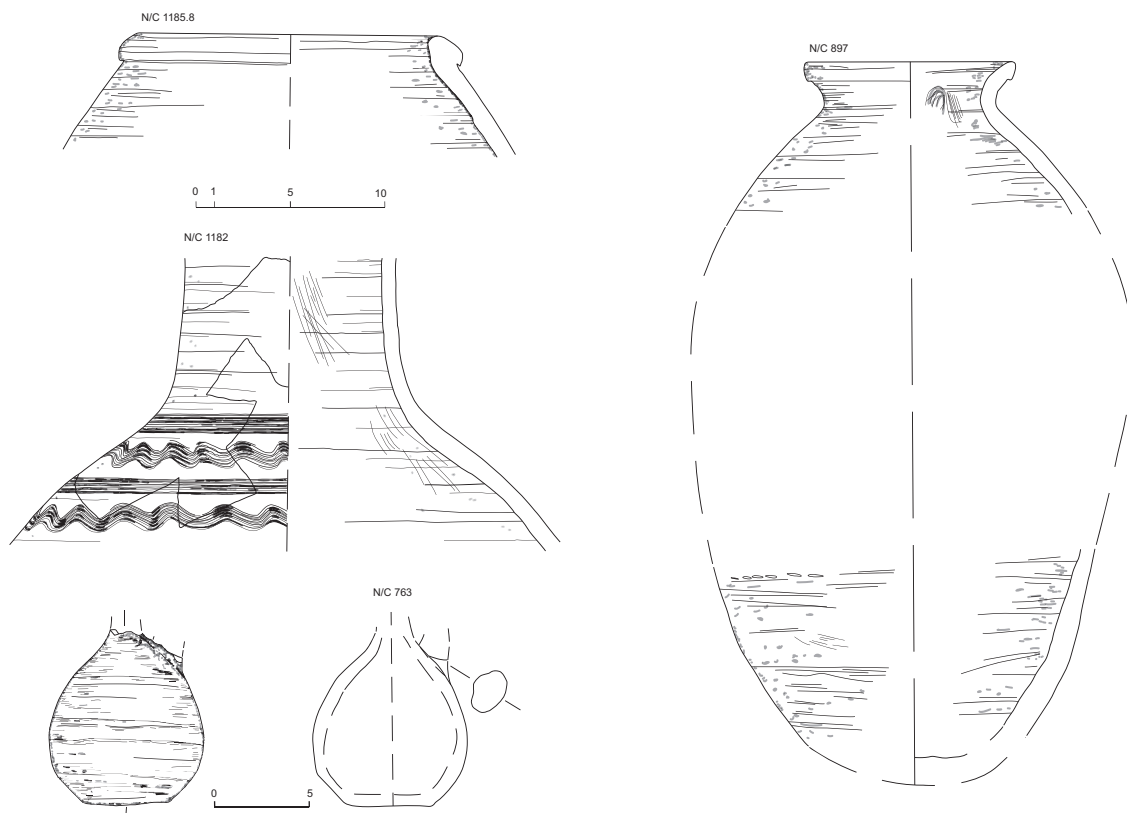


Fig. 77 Closed forms from N12D, including the Black Lustrous Wheelmade Ware jug

The shape of the rim and the height of the neck may differ, but the ware is always a chaffy Nile clay variant and they are in most cases white washed.

Especially remarkable amongst the ceramics from N12D are the fragments from three Canaanite amphorae, one amphora fragment in Oasis ware (N/C 855.7), a small black burnished jug of Black Lustrous Wheel-made Ware (N/C 763, Fig. 77) and the shoulder and neck of a Marl B vessel with incised decoration comprising horizontal and wavy lines (N/C 1182, Fig. 77);⁵¹¹ the missing rim of this vessel was of the type represented by N/C 812.6 (Fig. 71). N/C 855.7 is a fragment from the lower part of a very thick-walled pink Oasis amphora of fabric OA 2a (III.2.5). The manufacture of this amphora is very typical, displaying deep vertical finger marks on the interior and thus attesting the attachment of the now lost base. The exterior surface dis-

plays some scraping marks. This type of amphora, which once had vertically-placed handles, is well attested in the Nile valley, e.g. at Amarna.⁵¹²

N/C 987 is a large, ovoid jar with a rounded base, short neck, and angular outer lip (Fig. 77). It could be reconstructed from a fragment of the upper part and the base. Another closed shape typical for the early-mid 18th Dynasty is represented by N/C 1185.8 (Fig. 77). Large neckless storage vessels like this piece are already known from Level 4, find parallels at Elephantine and resemble the chaffy *zir* ware in terms of material. Overall, the complete assemblage from silo N12D finds close parallels at Elephantine, in material associated with “Bauschicht 10”.⁵¹³

N12E

Only two diagnostic sherds were recovered from installation N12E (Fig. 78): the rim sherd of a Nu-

⁵¹¹ Cf. close parallels from the Ahmose II complex at South Abydos, BUDKA 2006, 94–95, fig. 6.2. Very common already from the Middle Kingdom onwards, possibly with a Nubian influence, see RZEUSKA 2010, 397–420.

⁵¹² Cf. no. 681 at Amarna, ROSE 2007, 146, 290. See also no. 2202 from Qantir, ASTON 1998, 537.

⁵¹³ Cf. BUDKA 2005, 90–116.

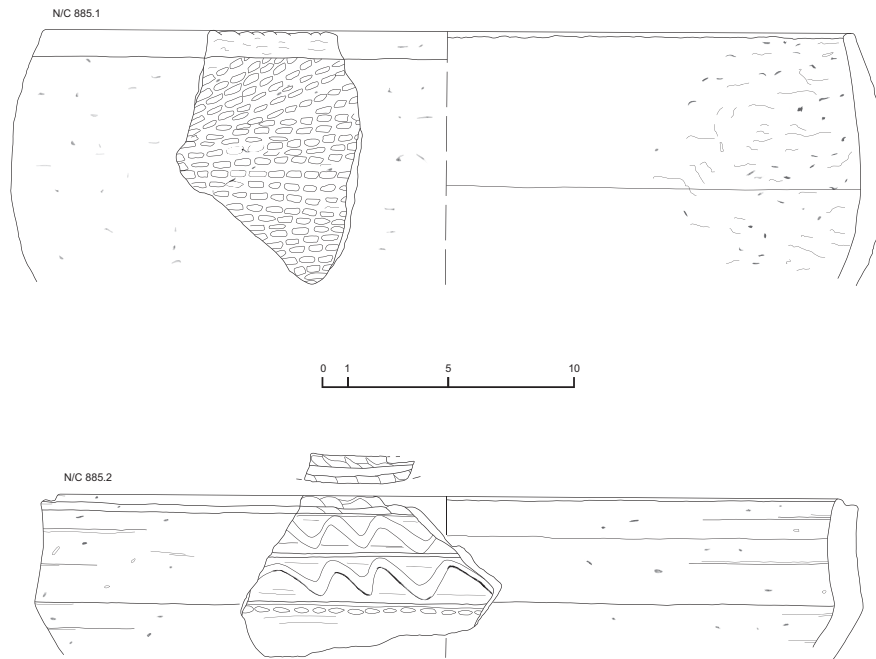


Fig. 78 Vessels from N12E

bian cooking pot with basketry impression and a carinated dish with wavy line decoration and a pinched rim, both common types from Level 3.

5.3 Pottery from building unit N26

Excavation of N26 was not finished and the available ceramics are limited material from the latest building phase. More sherds come from the area of N26, but from only the upper levels, Level 2 and 1 (see N/C 616, III.2.5). Only five pieces from Level 3 were documented in detail (Fig. 79), including a small beaker in Nile clay and an imported amphora rim, as well as the base of another non-Egyptian transport vessel. The small rim fragment of a cooking pot was imported from Egypt, made in Nile E. An open form is represented by a carinated bowl with a black band decoration on red slip. Together, the scarce remains from N26 support the attribution of the building to Level 3. Fine dating beyond Thutmoside is not possible.

5.4 Pottery from building unit N27

Within Room N27/2 (IIF.1), the upper part of a tall, biconical pot stand with modelled rim (N/C 605, Fig. 80) was found south of Wall 34N. The Nile clay vessel is red slipped and burnished. This pot stand finds many parallels within Level 3 of SAV1 North, including from silo N12D of building unit N12 (see N/C 854, Fig. 72).

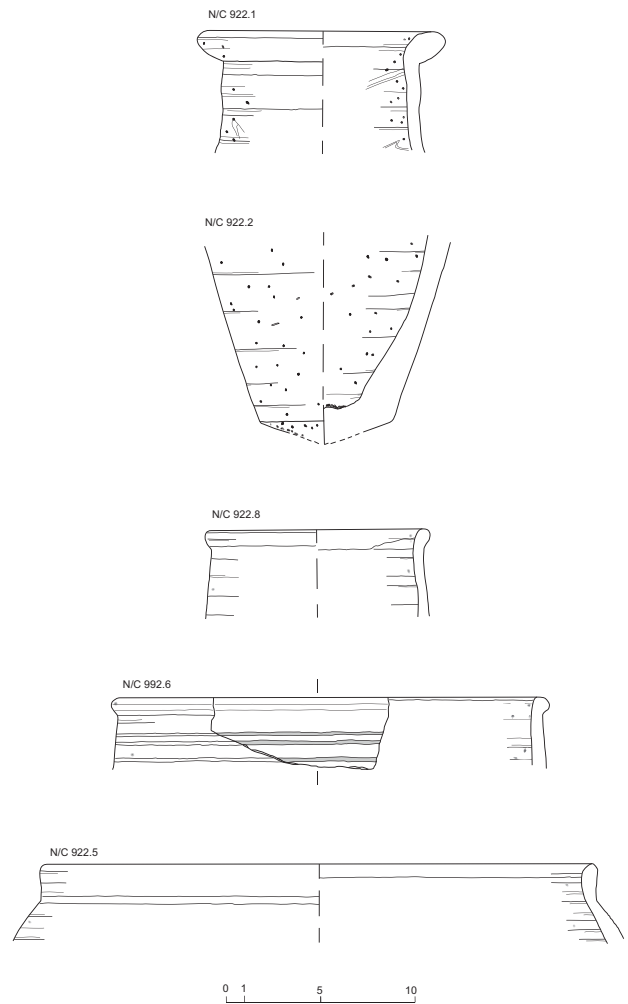


Fig. 79 Vessels from N26

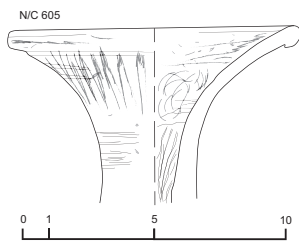


Fig. 80 Pot stand N/C 605 from N27

Room N27/3 yielded an almost complete squat jar (N/C 494, Fig. 81) made of Marl A2, polished and monochrome painted.⁵¹⁴ During excavation, its find position was measured with the top at 160.98m and the base at 160.81m, documented as belonging to Level 2. Since N/C 494 is clearly Thutmose in date, this illustrates several problems of dating Level 2 (see I.3.2). Much of the material found in SAV1 North within the backfilling of Level 3 structures is Thutmose and presumably belongs to the original phase of use of the buildings. Thus, N/C 494 was probably also originally inventory of building unit N27.

A further assemblage of sherds was found just outside N27, south of Room N27/3 and east of N13. Assemblage N/C 926 comprises six pieces (Fig. 82): the complete profile of a Nile B2 pot stand (N/C 926.1), the base of a Canaanite amphora (N/C 926.6) and three simple dishes with red rims (DP 3, N/C 926.2-4). The last piece, N/C 926.5, illustrates the low quality in wheel-thrown pottery that occurs in small numbers throughout SAV1 North (see III.3). This dish, type DP 2 with a modelled rim, has a very irregular mouth, shows uneven rope impressions and was made in a local variant of Nile clay B2 and left uncoated (Fig. 82).

5.5 Dating of pottery from Level 3 building units at SAV1 North

As mentioned, the material from SAV1 North is significant for the study of settlement material from the New Kingdom, but faces several problems in dating. As of yet, no complete ceramic sequence

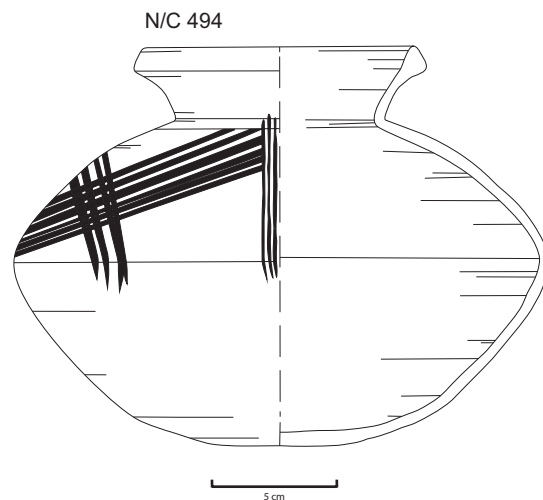


Fig. 81 Squat jar N/C 494 from N27

covering the entire span of the New Kingdom was presented from settlement sites. Consequently, vessels from well-dated New Kingdom tombs contexts have been used as “chronological markers”⁵¹⁵, but with clear shortcomings.⁵¹⁶ Much potential lies in the material from the continuously settled town of Elephantine – deriving from stratified contexts, a sequence covering the late Second Intermediate Period until the late New Kingdom will be presented in the near future. For SAV1 North, the close parallels to both published and unpublished material from Elephantine is of great importance, also in regards to questions of dating. As will be illustrated in the following, Level 3 corresponds to the chronological Phases 2 (mid-18th Dynasty; A Hatshepsut/Thutmose III, B Amenhotep II–Thutmose IV) and 3 (A Amenhotep III–Horemheb) by Aston.⁵¹⁷

Of relevance for dating the material from Sai is its correspondence with stratified material from Elephantine. Level 3 at SAV1 North, which is of main interest here, matches certain phases of “Bauschichten 10 and 9” from Elephantine.⁵¹⁸ Important aspects of the ceramics with chronological significance are the first appearance of Marl D amphorae and an increase in decorated wares in Level 3.⁵¹⁹ Thutmose red splash decoration on dishes (Fig. 59) and the large group of Bichrome

⁵¹⁴ MIELLÉ 2011–2012, fig. 5.2.

⁵¹⁵ ASTON 2003, 135–162; cf. also ASTON 2009, 207–248.

⁵¹⁶ BOURRIAU 2010, 2.

⁵¹⁷ ASTON 2003, 140.

⁵¹⁸ Cf. BUDKA 2005.

⁵¹⁹ BUDKA 2011a, 29–30.

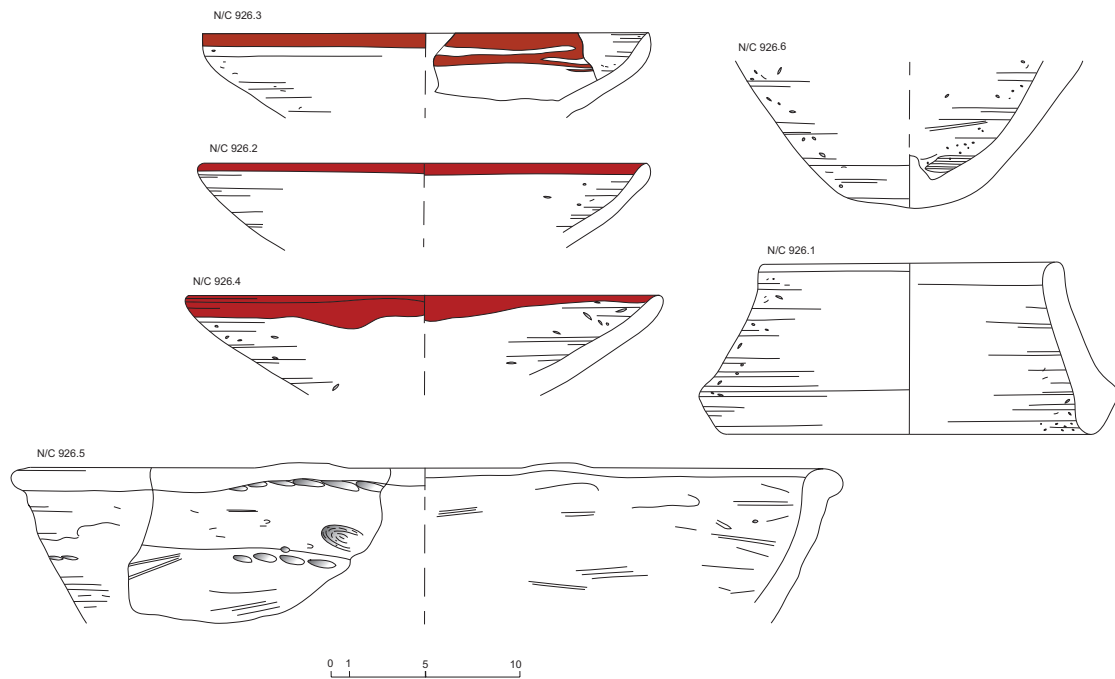


Fig. 82 Sherds from outside N27

decorated necked jars also point towards the time of Hatshepsut/Thutmose III. For now, the evidence from N12 (the best preserved ceramic context in SAV1 North) suggests that the earliest phase of Level 3 seems to relate to the early/mid reign of Thutmose III.⁵²⁰ Best traceable are the subsequent deposits and later phases of Level 3, probably corresponding to the second half/late reign of Thutmose III. However, the blue painted pottery, monochrome painted storage vessels, meat jars and various plates from Level 3 are associated with the second half of the 18th Dynasty. This material clearly postdates the Thutmoside era and it is likely to assume that at SAV1 North, Level 3 lasted at least until the reign of Amenhotep III, if not further towards the end of the 18th Dynasty.⁵²¹ Here, formation processes play a vital role and must be considered. Buildings set up during the reign of Thutmose III were certainly used for one or two generations, pushing the time line of use towards the reigns of Amenhotep II and Thutmose IV. Material from the late 18th Dynasty,

thus four to five generations after the start of Level 3, would make most sense as deriving from an abandonment phase filling the building units of Level 3. For reasons explained above (I.3.1), this assumption cannot be verified for SAV1 North. However, the comparison with Elephantine, where two “Bauschichten” correspond to one “Level” at SAV1 North, supports the interpretation that the pottery from Level 3 comprises different phases of use, including the abandonment and re-filling phase of the building units described in Chapter II.

To sum up, the ceramics allow reconstructing a major remodelling of the site during the reign of Thutmose III, covering part of Level 3.⁵²² Compared to ceramics from earlier levels of common household character, the high variability of the ceramic material and the large quantities of decorated wares are striking. This might be interpreted as reflecting an increasing occupation of the site, in conjunction with the construction of the enclosure wall, a new temple and adjoining structures.⁵²³

⁵²⁰ However, as mentioned above and cf. Figs. 70 and 74, ceramics associated with the very earliest phases of Level 3 buildings correspond to Level 4 material and is pre-Thutmose III in date. Because of the small number of sherds, this must remain tentative. Altogether, the most likely explanation is that material from the previous building phase

(Level 4) was incorporated for setting foundations and first floors of the next phase (Level 3).

⁵²¹ Cf. BUDKA 2011a, 29, Table 3.

⁵²² See BUDKA 2013, 86; BUDKA 2015b; BUDKA 2017.

⁵²³ Cf. BUDKA 2016b, 61–62.

6 SUMMARY

The most common types within the ceramic corpus from SAV1 North are pot stands and dishes, as well as bread plates, *zirs*, beakers and beer jars. The considerable amount of decorated jars and bowls is noteworthy. In general, the assemblage is well comparable to house inventories from Elephantine – thus, the pottery does suggest a domestic character for the building units in SAV1 North.

Amongst the site specific features,⁵²⁴ the large number of fire dogs is especially relevant. Compared to Elephantine, the quantity is much higher and raises the question whether the fire dogs are connected with some specific function or possible production process. This could suggest some kind of workshop character for parts of SAV1 North. The high concentration of fire dogs is similar to the very large numbers of stone tools found in the sector (see IV.3). While both object types attest to former activity, the mixed character of the material and unsystematic excavation prohibit a concise reconstruction of these actions in specific part of the site.

The crucial ceramics questions from SAV1 North are: who produced these vessels and who were the users? As mentioned above, no clear traces of kilns were found, but part of the material was definitely a local production in Egyptian style. Here, it is interesting to mention the situation of pottery production at the Middle Kingdom Nubian forts. Nadejda Reshetnikova and Bruce Williams have convincingly argued that episodic work of potters as itinerant craftsmen travelling from site to site played an important role.⁵²⁵ New evidence from Askut complements this picture: based on the existence of a ceramic potter's wheel head, Stuart Tyson Smith demonstrated that the production and distribution of pottery during the Middle Kingdom in Nubia was probably quite complex, including industrial workshops at major sites like Askut, as well as local production for demands on a much smaller scale at other sites.⁵²⁶

For New Kingdom Sai, it would be reasonable to assume an industrial workshop during the heyday of the site. However, since we still know little about the internal structure of the town, it is possible to consider small scale production as well – perhaps even to specifically cover the demands of sector SAV1 North. Hybrid versions of New Kingdom and Nubian style vessels illustrate the close interconnections between Egyptians and Nubians. One has to assume that Nubian potters were being trained in wheel-made production by Egyptians, at least in the first generation. For this training, but also possibly to explain higher quality products in local fabrics, the presence of Egyptian potters at the site is very likely.⁵²⁷ Hybrid versions could therefore be products of local potters introduced to a new technological skill, but they could also be the outcome of a Nubian influence on trained Egyptians spending time on the island. At present, a number of questions about the individuals producing the pottery from SAV1 North remain open.

The individuals using the pottery from sector SAV1 North are also difficult to grasp. Of course they were the occupants of New Kingdom Sai – but here, much is still debatable. At present, the most likely scenario would be that both Egyptians and Nubians settled at the site, with the Egyptians being both the majority and the “upper” social class. As highlighted elsewhere, there is a clear development with changing stratification from the earliest levels to Level 3.⁵²⁸

To conclude, although it was not possible to suggest specific room function on the basis of the ceramics from SAV1 North, the ability to draw comparison with domestic sites like the town of Elephantine and the Amarna workmen's village is a significant result. Food serving, food consumption, cooking, baking and storage are the main activities attested by the pottery of SAV1 North, complemented by less frequently attested actions like spinning or ritual activities.

⁵²⁴ Cf. also RUFFIEUX 2016 for the local style at Dukki Gel.

⁵²⁵ RESHETNIKOVA and WILLIAMS 2016, 500–501.

⁵²⁶ SMITH 2014.

⁵²⁷ For this complex question cf. RESHETNIKOVA and WILLIAMS 2016.

⁵²⁸ Cf. BUDKA 2015a.

N/C	Vessel type	Ware*	Find spot	Dating	Fig.	
728.15	<i>Schaelbecken</i>	Marl E UC	Square 180/2270, sandy layer within Level 4, south of Wall 18N, west of Wall 18W	early-mid 18 th Dyn.	Fig. 53	
836.9	DP 2 plate	C2 red rim	Square 180/2270, west of Wall 26W, Level 5	early 18 th Dyn.	Fig. 54	
836.5	DP 3 dish	B2RWall RPin		early 18 th Dyn.	Fig. 54	
836.2	BO 6 carinated bowl	B2chaffy RPal		early 18 th Dyn.	Fig. 54	
836.8	Base of plate	C2UC		early 18 th Dyn.	Fig. 54	
836.1	DP 5 plate	C2UC		early 18 th Dyn.	Fig. 54	
965.1	DP 3 dish	B2RWall black rim	Square 180/2270, north of EW section, west of Wall 18W, south of Wall 18N, Level 5	early 18 th Dyn.	Fig. 54	
1096.11	DP 2 dish	C2RWall RPin	Square 180/2270, west of Wall 18W, south of Wall 18N, Level 5	early 18 th Dyn.	Fig. 54	
1096.15	DP 3 dish	C2UC		early 18 th Dyn.	Fig. 54	
1096.5	DP 1 dish	B2 red rim		early 18 th Dyn.	Fig. 54	
1096.6	DP 1 dish	B2 red rim		early 18 th Dyn.	Fig. 54	
1096.9	DP 3 dish	B2RWall RPin		early 18 th Dyn.	Fig. 54	
1142.2	DP 1 dish	B2RWall RPin	Square 180/2270, north of EW section, west of Wall 18W, south of Wall 18N, Level 5	early 18 th Dyn.	Fig. 54	
961.1	DP 3 dish	B2RWall RPin	Square 180/2270, north of EW section, west of Wall 18W, south of Wall 18N, Level 5	early 18 th Dyn.	Fig. 54	
961.10	DP 2 var. dish	B2 UC		early 18 th Dyn.	Fig. 54	
961.20	DP 1 dish	B2UCRW		early 18 th Dyn.	Fig. 54	
961.21	DP 3 dish	B2 red rim		early 18 th Dyn.	Fig. 54	
961.22	DP 6 dish	B2 red rim		early 18 th Dyn.	Fig. 54	
961.27	Carinated plate	B2UCRW		early 18 th Dyn.	Fig. 54	
961.3	DP 3 dish	B2RWall RPin		early 18 th Dyn.	Fig. 54	
961.4	DP 3 dish	B2RWall RPin		early 18 th Dyn.	Fig. 54	
961.5	DP 3 dish	B2RWall RPin		early 18 th Dyn.	Fig. 54	
1096.4	Drop pot/beaker	B2RW		Square 180/2270, south of Wall 18N, west of Wall 18W, Level 4	early 18 th Dyn.	Fig. 55
961.16	Jar	B2RW	Square 180/2270, south of Wall 18N, West of wall 18W, north of E-W section. Level 4	early 18 th Dyn.	Fig. 55	
836.10	Squat jar	A2UCMO	Square 180/2270, west of Wall 26W, Level 4	Thutm.	Fig. 55	
836.11	Squat jar	A2UCMO		Thutm.	Fig. 55	
836.12	Squat jar	A4UCMO		Thutm.	Fig. 55	
961.19	Jar	B2UC	Square 180/2270, south of Wall 18N, West of wall 18W, north of E-W section, Level 4	early 18 th Dyn.	Fig. 55	
961.14	Jar	B2RW		early 18 th Dyn.	Fig. 55	
961.17	Jar	B2RW		early 18 th Dyn.	Fig. 55	
647	Dish	C2 local UC	Ceramic cluster in Square 180/2270, south of Wall 18N, Level 4	17 th -early 18 th Dyn.	Fig. 56	
651	Dish	C1RWall, RP in		early 18 th Dyn.	Fig. 56	
648	DP 3 dish	B2RWall RPin		early 18 th Dyn.	Fig. 56	
658	DP 1 dish	B2 red rim		early 18 th Dyn.	Fig. 56	
646.2	Carinated plate	B2UCRW		early 18 th Dyn.	Fig. 56	
646.1	Carinated plate	B2UCRW		early 18 th Dyn.	Fig. 56	
641	Carinated plate	C2UCRW		early 18 th Dyn.	Fig. 56	
660	CP 2, Cooking pot	B2sandyUC		early 18 th Dyn.	Fig. 56	
661	Drop pot/beaker	B2UC		early 18 th Dyn.	Fig. 56	
652	Drop pot/beaker	C1-2UC		17 th -early 18 th Dyn..	Fig. 56	
642	Egyptian <i>zir</i>	C2chaffWW		early 18 th Dyn.	Fig. 57	
650	Kerma storage vessel	Nubian3P		17 th - early 18 th Dyn.	Fig. 57	
1059.8	Dish	B2 red rim		Square 170/2270, south of N4, west of Wall 22, Level 4	early 18 th Dyn.	Fig. 58
1059.6	Dish	B2 red rim			early 18 th Dyn.	Fig. 58
1059.5	DP 9 dish	B2RWall RPin			early 18 th Dyn.	Fig. 58
1059.7	Small dish	B2 RP in	early 18 th Dyn.		Fig. 58	
1047.4	DP 2 Dish	C2UCRP	Square 180/2270, Sondage A east of Wall 41E, south of Wall 8W, Level 4	early 18 th Dyn.	Fig. 58	
1047.1	Bowl	C2 RP		early 18 th Dyn.	Fig. 58	

* The abbreviations of the ware include the label of the site specific fabric (in analogy to the Vienna System, but with local variations, see III.2) as well as the surface treatment (UC = uncoated; UCMO = monochrome painted on uncoated; UCRW = uncoated out, red washed in; RW = red washed; RW all RPin = red washed in and out, burnished/polished inside; RP = red polished; WW = white wash).

Fig. 83 Details of illustrated vessels from SAV1 North according to their appearance in the figures

N/C	Vessel type	Ware*	Find spot	Dating	Fig.	
1112.1	Bowl	B2RWall RPin	Square 180/2270, north of 26S, east and west of Wall 26W, Level 4	early 18 th Dyn.	Fig. 58	
1112.2	Large bowl with rope im-pressions	C2UCRW		early 18 th Dyn.	Fig. 58	
757.4	Dish	C2 red rim	Square 180/2270, sandy layer of Level 4, west of Wall 5W, south of Wall 18N, north of Wall 26S	early 18 th Dyn.	Fig. 58	
757.7	Small bowl	B2 Mo		early 18 th Dyn.	Fig. 58	
757.6	Carinated bowl	B2 RP		early 18 th Dyn.	Fig. 58	
759.11	Miniature dish	B2localRPin	Square 180/2270, south of Wall 18N	early 18 th Dyn.	Fig. 58	
647	Dish	C2 local UC	Square 180/2270, south of Wall 18N, Level 4	early 18 th Dyn.	Fig. 58	
759.6	Bowl	B2 RWallRPin	Square 180/2270, south of Wall 18N	early 18 th Dyn.	Fig. 58	
996.1	Dish	B2 RF Rand	Square 180/2270, south of Wall 23, west of Wall 8W	early 18 th Dyn.	Fig. 58	
996.2	DP 5 large plate	C2UC		early 18 th Dyn.	Fig. 58	
818.5	DP 2 large plate	C2RP all	Square 180/2270, west of Wall 26W	early 18 th Dyn.	Fig. 58	
744	DP 3 dish	B2 red rim + splash	Square 190/2260, west of Wall 46, Level 2	Thut. III	Fig. 59	
1041.7	Bowl/plate	B2chaffyUC	Square 190/2260, west of Wall 51, east of Wall 42E, Level 2	Ram.	Fig. 60	
1041.9	Necked storage vessel	B2WW		Ram.	Fig. 60	
1041.8	Beer jar	B2UC		Ram.	Fig. 60	
1161.2	Dish/plate	B2red rim	Square 190/2260, north of Wall 42N, west of Wall 5W, Level 2	Ram.	Fig. 60	
1054	DP 6 dish	B2UCRW	Square 190/2260, south of Wall 42N, west of Wall 42E, Level 2	Ram.	Fig. 60	
1033.1	Hole mouth jar	B2localRW	Square 200/2260, south of Wall 5S, Level 2	Ram.	Fig. 60	
1033.2	Bottle	B2RW		Ram.	Fig. 60	
1031.4	Bread plate	C2UC	Square 200/2260, Level 1	18 th Dyn.	Fig. 61	
1249.3	Bread plate	C2ocalUC	Square 190/2250, south of 43 + 45, Level 1	18 th Dyn.	Fig. 61	
1249.1	Bread plate	C2ocalUC		18 th Dyn.	Fig. 61	
701.3	Bread plate	C2UC	Square 200/2260, Level 1	18 th Dyn.	Fig. 61	
624.2	Bread plate	C2localUC	Square 190/2260, north of Wall 42, Level 1	18 th Dyn.	Fig. 61	
1224.7	Bread plate	C2localUC	Square 190/2260, from the interior of Walls 42N, 42E and 42S, Level 2	18 th Dyn.	Fig. 61	
1224.6	Bread plate	C2localUC		18 th Dyn.	Fig. 61	
1264.4	Bread plate	C2localUC	Square 190/2250, south of Wall 43 + 44, Level 2	18 th Dyn.	Fig. 61	
1264.5	Bread plate	C2localUC		18 th Dyn.	Fig. 61	
696	<i>Schaelbecken</i>	C2localUC	Square 190/2250, south of 43 and 45, Level 2	18 th Dyn.	Fig. 62	
961.15	Cooking pot	E2UC	Square 180/2270, south of 18W, west of 18W, north of E-W section, Level 5	early 18 th Dyn.	Fig. 63	
1190.4	Cooking pot	E2UC		Square 190/2270, Walls 5W/5N, Level 3	early-mid 18 th Dyn.	Fig. 63
1190.2	Cooking pot	E2UC			early-mid 18 th Dyn.	Fig. 63
1190.3	Cooking pot	E2UC			early-mid 18 th Dyn.	Fig. 63
1190.5	Cooking pot	B2sandyUC			early-mid 18 th Dyn.	Fig. 63
005	Fire dog	B2localUC	Square 190/2270, Level 1	18 th Dyn.	Fig. 64	
151	Fire dog	B2localUC	Square 200/2260, Level 1	18 th Dyn.	Fig. 64	
832.9	Bread mould	D4UC	Square 190/2260, from the interior of N12, Level 3	early-mid 18 th Dyn.	Fig. 66	
932.5	Bread mould	D4UC		early-mid 18 th Dyn.	Fig. 66	
932.1	Burner, tall foot	B2GPMO		early-mid 18 th Dyn.	Fig. 66	
1169.18	Pot stand	C2RP		early-mid 18 th Dyn.	Fig. 66	
853.1	Black topped Kerma bowl	Nubian 1		early 18 th Dyn.	Fig. 67	
853.2	Nubian cooking pot	Nubian 2		early 18 th Dyn.	Fig. 67	
853.6	Nubian cooking pot	Nubian 2		early-mid 18 th Dyn.	Fig. 67	
1169.19	Cooking pot			early-mid 18 th Dyn.	Fig. 67	
812.1	DP3 dish	D2 red rim		early-mid 18 th Dyn.	Fig. 68	
812.2	DP1 dish	B2 red rim		early-mid 18 th Dyn.	Fig. 68	
812.3	DP 6 dish	B2 red rim		early-mid 18 th Dyn.	Fig. 68	
812.4	DP 6 dish	B2 red rim		early-mid 18 th Dyn.	Fig. 68	
812.5	DP 1 dish	B2local red rim		early-mid 18 th Dyn.	Fig. 68	
832.8	DP5 plate	C2UC		early-mid 18 th Dyn.	Fig. 68	
832.6	DP 3 dish	B2 red rim		early-mid 18 th Dyn.	Fig. 68	
832.7	Large plate	C2 red rim		early-mid 18 th Dyn.	Fig. 68	
932.6	DP 6 plate	B2UCRW		early-mid 18 th Dyn.	Fig. 68	

Fig. 83 continued Details of illustrated vessels from SAV1 North according to their appearance in the figures

N/C	Vessel type	Ware*	Find spot	Dating	Fig.
1169.4	DP 3 dish	B2UCRW	Square 190/2260, from the interior of N12, Level 3	early-mid 18 th Dyn	Fig. 68
1169.5	DP11 carinated dish, wavy lines	B2RWall		early-mid 18 th Dyn	Fig. 68
1169.6	Large plate	C2UC		early-mid 18 th Dyn	Fig. 68
1169.7	Plate	C2UC		early-mid 18 th Dyn	Fig. 68
1169.8	Plate	C2RPall		early-mid 18 th Dyn	Fig. 68
1169.9	DP 6 plate	C2red rim		early-mid 18 th Dyn	Fig. 68
1169.11	Beerjar	B2localUC		early-mid 18 th Dyn.	Fig. 69
1169.12	Beerjar	B2localUC		early-mid 18 th Dyn.	Fig. 69
1169.13	Beerjar	B2localUC		early-mid 18 th Dyn.	Fig. 69
1169.14	Beerjar	B2localUC		early-mid 18 th Dyn.	Fig. 69
1169.15	Beerjar	C2localUC		early-mid 18 th Dyn.	Fig. 69
832.4	Beerjar	B2UC		early-mid 18 th Dyn.	Fig. 69
932.7	Jar	B2localUC		early 18 th Dyn.	Fig. 70
832.3	Jar	C2localRW		early 18 th Dyn.	Fig. 70
832.10	JO 3 crucible	D2UC		early 18 th Dyn.	Fig. 70
1169.2	Storage vessel	B2localWW		early 18 th Dyn.	Fig. 70
932.2	Ovoid jar	B2RP		early 18 th Dyn.	Fig. 70
932.3	Ovoid jar	B2RP		early 18 th Dyn.	Fig. 70
1169.1	Amphora	MarlA4 P		mid 18 th Dyn.	Fig. 71
832.1	Canaanite amphora	IV		early-mid 18 th Dyn.	Fig. 71
832.2	Canaanite amphora	IV		early-mid 18 th Dyn.	Fig. 71
812.6	Necked jar	MarlB UC		early-mid 18 th Dyn.	Fig. 71
932.8	Jar	MarlB UC		early-mid 18 th Dyn.	Fig. 71
1169.3	Zir	III-a UC/WW		early-mid 18 th Dyn.	Fig. 71
854	Tall pot stand	D2RP		Thutm.	Fig. 72
856.1	Tall pot stand	C2UC		early-mid 18 th Dyn.	Fig. 72
856.2	Tall pot stand	C2RW		early-mid 18 th Dyn.	Fig. 72
856.3	Tall pot stand	C2localUC		early-mid 18 th Dyn.	Fig. 72
848.1a	Kerma cup, Black topped	Nubian 1		early 18 th Dyn.	Fig. 73
849	Nubian cooking pot	Nubian 2		early 18 th Dyn.	Fig. 73
1185.12	Carinated plate/bowl	B2UCRW		early-mid 18 th Dyn.	Fig. 74
1185.11	Carinated plate/bowl	UCRW		early-mid 18 th Dyn.	Fig. 74
921	DP 3dish	B2RPall		early-mid 18 th Dyn.	Fig. 74
918	DP3 dish	B2RWall RPin	mid 18 th Dyn.	Fig. 74	
916	DP 9 dish	B2RWall RPin	early-mid 18 th Dyn.	Fig. 74	
920	DP 3 dish	B2RWall RPin	mid 18 th Dyn.	Fig. 74	
919	DP 3 dish	B2RWall RPin	Thutm.	Fig. 74	
917	DP 9 dish	C2Rwall RPin	early-mid 18 th Dyn.	Fig. 74	
914.1	DP 3 dish	B2 red rim	early-mid 18 th Dyn.	Fig. 74	
914.2	DP 3 dish	C2 red rim	early-mid 18 th Dyn.	Fig. 74	
914.4	Dish/plate	C2local RWall-RPin	early-mid 18 th Dyn.	Fig. 74	
1184	Plate/bowl with string impressions	B2UC	Thutm.	Fig. 74	
1185.4	Beer jar	C2UC	early-mid 18 th Dyn.	Fig. 75	
1185.3	Drop pot/beaker	B2UC	early-mid 18 th Dyn.	Fig. 75	
1185.1	Flower pot	B2UC	Thutm.	Fig. 75	
1185.5	Drop pot/beaker	B2UC	early-mid 18 th Dyn.	Fig. 75	
993	Beer jar	D2UC	Thutm.	Fig. 75	
1181.3	Zir	B2localUC	early-mid 18 th Dyn.	Fig. 76	
1181.1	Zir	B2localWW	early-mid 18 th Dyn.	Fig. 76	
1181.2	Zir	B2localUC	early-mid 18 th Dyn.	Fig. 76	
1180	Zir	C2localWW	early-mid 18 th Dyn.	Fig. 76	
1185.8	Neckless storage jar	C2chaffy WW	early-mid 18 th Dyn.	Fig. 77	
763	Black Lustrous WM jug	Cypriote Import	Thut. III	Fig. 77	
897	Jar	B2RW	early-mid 18 th Dyn.	Fig. 77	
1182	Necked storage vessel, incised decoration	Marl B UC	early-mid 18 th Dyn.	Fig. 77	

Fig. 83 continued Details of illustrated vessels from SAVI North according to their appearance in the figures

N/C	Vessel type	Ware*	Find spot	Dating	Fig.
885.1	Nubian cooking pot	Nubian 2	Square 190/2260, from N12E, Level 3	early–mid 18 th Dyn.	Fig. 78
885.2	DP 11 carinated dish	C2RWall		early–mid 18 th Dyn.	Fig. 78
922.1	Import amphora	?	Square 190/2250, west of Wall 44, north of N26/4, Level 3	early–mid 18 th Dyn.	Fig. 79
922.2	Oasis amphora	OA 2		mid 18 th Dyn.	Fig. 79
922.5	Cooking pot	E2UC		mid 18 th Dyn.	Fig. 79
922.6	Carinated bowl	B2RWall RPinMO		Mid 18 th Dyn.	Fig. 79
922.8	Beaker	B2RW		early–mid 18 th Dyn.	Fig. 79
605	Pot stand	B2RP		Square 180/2260, south of Wall 34N, Level 3	early–mid 18 th Dyn.
494	Squat jar	A2UCMO	From N27, Level 3	Thutm.	Fig. 81
926.1	Pot stand	B2UC	From outside N27, Level 3	early–mid 18 th Dyn.	Fig. 82
926.2	DP 1 dish	B2 red rim		early–mid 18 th Dyn.	Fig. 82
926.3	DP 3 dish	B2 red rim		Thutm.	Fig. 82
926.4	DP 1 dish	C2 red rim		early–mid 18 th Dyn.	Fig. 82
926.5	DP 2 var. plate	B2localUC		early–mid 18 th Dyn.	Fig. 82
926.6	Imported amphora	IV		early–mid 18 th Dyn.	Fig. 82

Fig. 83 continued Details of illustrated vessels from SAV1 North according to their appearance in the figures